

CBL Markets User Guide

VERSION 2.6.2



Table of Contents

PART 1: Getting Set Up on CBL.....	4
CBL Overview	5
Available Registries	6
What is Xpansiv Connect?.....	7
Access CBL Markets.....	8
Access Xpansiv Connect	14
PART 2: User Guide	16
Navigating Workspaces	17
Custom Workspaces	23
Entering Orders on CBL	32
Lifting an Offer	39
Hitting a Bid	40
Xpansiv Connect Portfolio Access	41
Portfolio Inventory.....	42
Initiating a Transfer.....	43
Depositing Voluntary Carbon (VCM) to CBL	45
Depositing Gold Standard Units for Listing	47
Blocking Credits in EcoRegistry for Trading CerCarbono.....	48
Depositing IREC Units for Listing	50
Managing VCM Deposits	51
Withdrawing VCM Deposits from CBL Platform	58
Unblocking Credits in Xpansiv Connect for Return to EcoRegistry.....	59
Depositing SIP to CBL	60
Managing SIP Deposits	62
Withdrawing SIP Deposits from CBL Platform	69
Viewing Qualified SIP Projects.....	70
Depositing US RECs to CBL	71
Managing US REC Deposits	74
Withdrawing US RECs	79

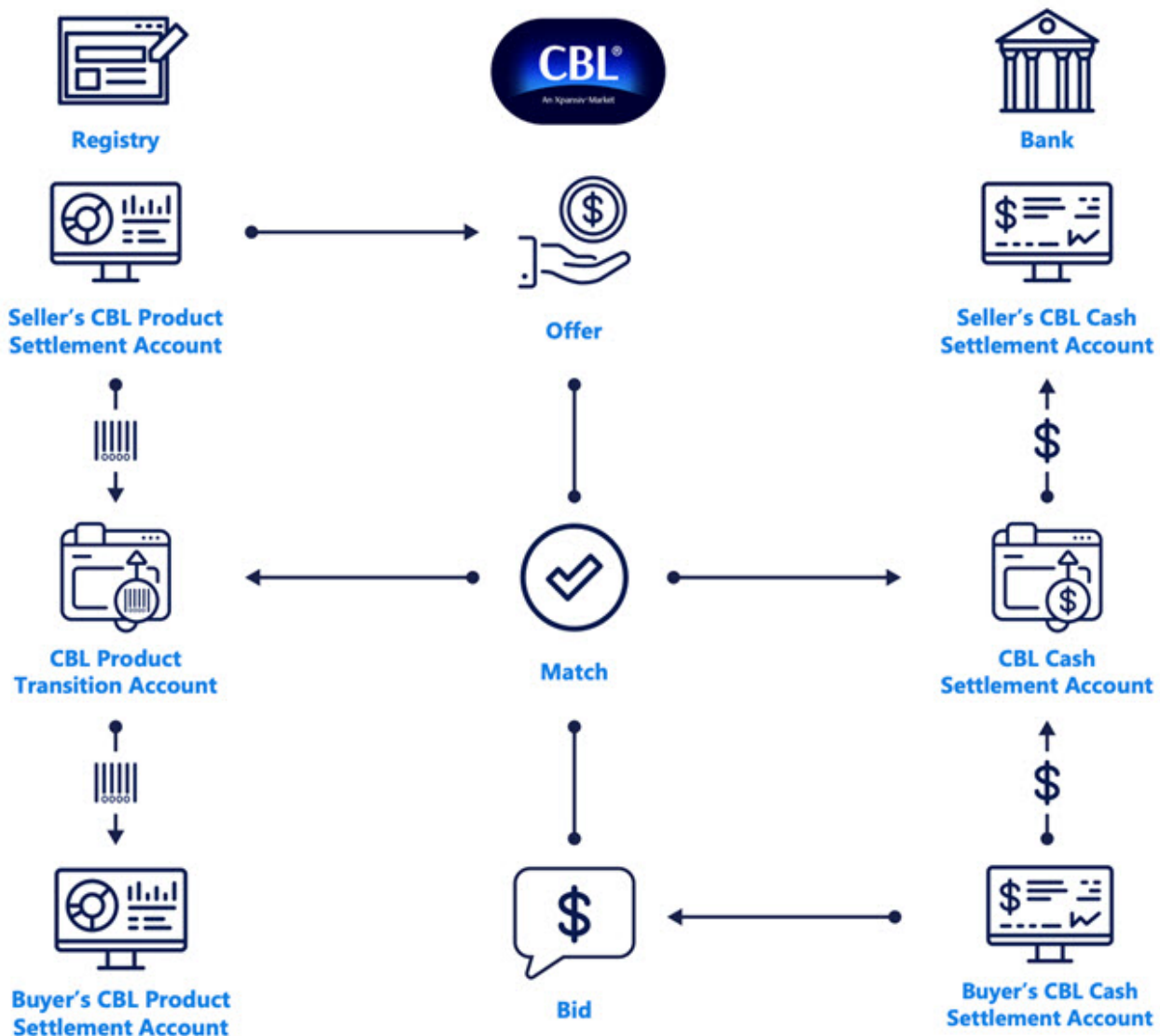
Retiring Credits.....	80
Viewing Retired Positions.....	83
Registries and Instruments Not Integrated to Xpansiv Connect	84
PART 3: Reported Transactions	92
Reporting a Trade	93
Reporting a Trade: Voluntary	94
Reporting a Trade: SIP	95
Reporting a Trade: Compliance	96
PART 4: Post-Trade Execution.....	97
Trade Report Notification.....	98
Purchased Holdings.....	99
Settlement of Funds	102
Training Opportunities	103

PART 1:

Getting Set Up on CBL

CBL Overview

- The CBL Platform is a transaction facilitator bringing buyers and sellers together.
- CBL facilitates the transfer of both product (i.e., emission units, RECs) and cash, which are settled via secure connections to both registry and bank accounts, respectively.
- To trade on CBL Market, Participants are required to have existing registry accounts connected to Xpansiv Connect (formerly titled EMA) and an external bank account for which funds can be deposited to and withdrawn from the Market.



Available Registries

Participants must have the registry accounts that they wish to connect to CBL Markets.

Registry Name	Connected Via Xpansiv Connect (Required to link in Xpansiv Connect to transact on CBL)
ACR	NO
Climate Action Reserve (CAR)	YES
EcoRegistry for CERCarbono	YES
Evident Registry for IRECs	YES
Gold Standard* (GS)* *Only CBL Listing Sub-Accounts for CBL trading; no portfolio management	YES
Puro Registry (CORC)	NO
Verra Verified Carbon Standard (VCS)	YES
Global Emissions Offset CORSIA Compliance Phase 1 (GEO-CP1)	NO
Global Emissions Offset (GEO)	YES
Nature Based Global Emissions Offset (NGEO)	YES
Core Global Emissions Offset (CGEO)	YES
Australian National Registry of Emissions (ANREU)	NO
Renewable Energy Target (LRET and SRES)	NO
NSW Energy Saving Scheme (NSW ESS)	NO
New England Power Pool Generation Information Systems (NEPOOL-GIS)	YES
PJM EIS Generation Attribute Tracking System (PJM-GATS)	YES
Texas Renewable Energy Credit Trading Program (ERCOT)	YES
North American Renewables (NAR)	YES
New York Generation Attribute Tracking Systems (NYGATS)	YES
Michigan Renewable Energy Certificates (MIRECS)	YES
Low Carbon Fuel Standard (LRT-CBTS)	NO
California Cap and Trade (CCA)	NO
Regional Greenhouse Gas Initiative (RGGI)	NO
Clean Air Markets Division (CAMD)	NO

What is Xpansiv Connect?

- Xpansiv Connect is a platform owned by CBL Markets (USA) LLC.
- Xpansiv Connect is a powerful tool that provides CBL Market Participants with a single account to view your entire environmental asset portfolio in one place.
- Xpansiv Connect also enables real-time transfer initiation and settlement, including retirement within originating registries.

AN XPANSIV SOLUTION

Home Portfolio Transact Projects My EMA CBL

Xpansiv Portfolio Access: Positions

Spot Inventory Forward Deals Analysis Retired Positions

Spot Positions

Filter Positions by:

-Set Primary Filter- -Set Secondary Filter- -Set Tertiary Filter- -Set Quaternary Filter- Filter Clear New Batch

Expand - Collapse Aggregate

<< first < prev 1 2 next > last >>

	Instrument	Project Name	Reg Assign ID	Vintage	Program	Qty	‡ Est Mkt Price	Est Mkt Value	Est Gain/Loss	Ccy	Actions
▶	VCU-20190101-20191031-EE-T...	THEPARAK WIND IN THAILAND	2002	2019	VCS	0					⚙
▶	ERT-20030101-20031231-TRP_...	Truck Stop Electrification, Georg...	ACR136	2003	ACR	943					⚙
▶	VCU-20120101-20120630-EE-IN...	Natural Gas Based Combined Cycle...	837	2012	VCS	0					⚙
▶	VCU-20170101-20171231-A/R-K...	Reduced Emissions from Deforesta...	1650	2017	VCS	0					⚙
▶	VCU-20120101-20121231-EE-IN...	WIND POWER PROJECT BY M/...	840	2012	VCS	0					⚙
▶	VCU-20170101-20171231-A/R-C...	Qianbei Afforestation Project	2082	2017	VCS	0					⚙
▶	VCU-20190101-20191231-EE-IN...	Hydroelectric Project in Kinnaur ...	1742	2019	VCS	0					⚙
▶	VCU-20160101-20161231-WHD-...	Nanhai MSW Incineration II Project	2098	2016	VCS	0					⚙
▶	VCU-20160101-20161231-EE-C...	Datong River Zhuchaxia Hydropowe...	817	2016	VCS	0					⚙
▶	VCU-20160101-20160630-A/R-Z...	KARIBA REDD+ PROJECT	902	2016	VCS	0					⚙
▶	VCU-20170101-20171231-A/R-K...	Southern Cardamom REDD+ Projec...	1748	2017	VCS	0					⚙
▶	VCU-20200201-20201231-EE-IN...	Bundled Solar Photovoltaic Projec...	1753	2020	VCS	0					⚙
▶	VCU-20200101-20200825-EE-IN...	Bundled Solar Power Project by S...	1762	2020	VCS	0					⚙
▶	VCU-20200301-20201231-EE-C...	Ningxia Xiangshan Weining Wind Fa...	1867	2020	VCS	0					⚙
▶	VCU-20160101-20161231-A/R-P...	Madre de Dios Amazon REDD Proj...	844	2016	VCS	0					⚙

Access CBL Markets

The CBL platform can be accessed at: www.cblmarkets.net



Login with SSO — Xpansiv uses Auth0, an industry-leading SSO provider.

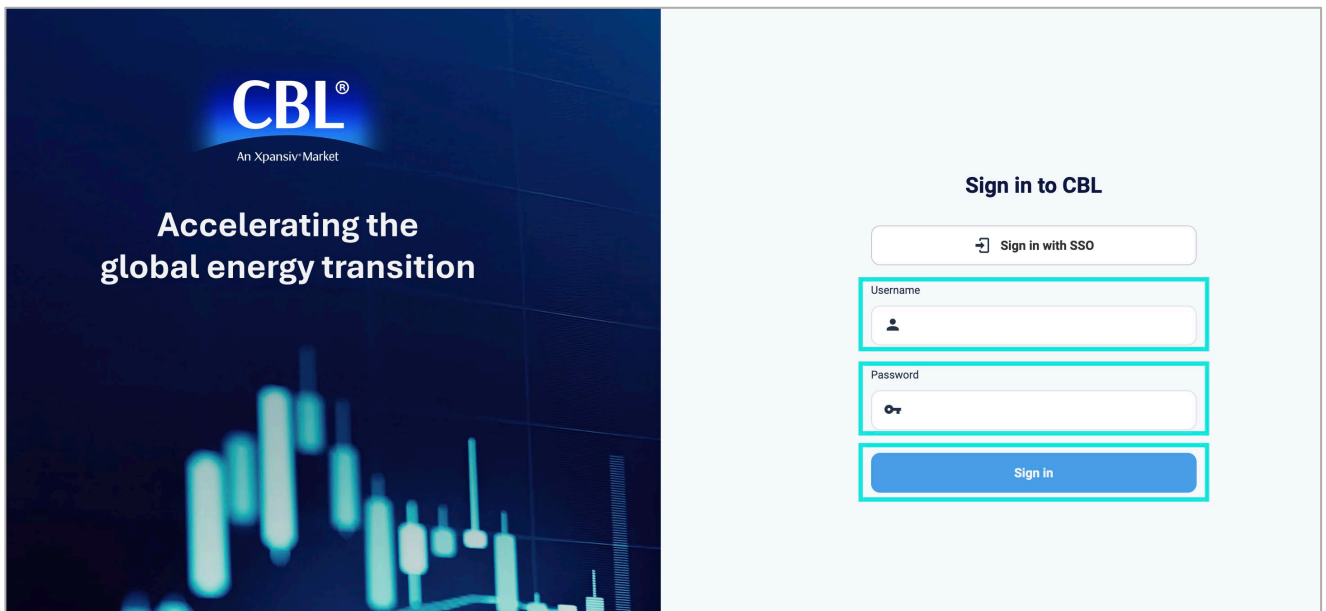


Link your SSO with your CBL account — the only time you need your CBL username and password.

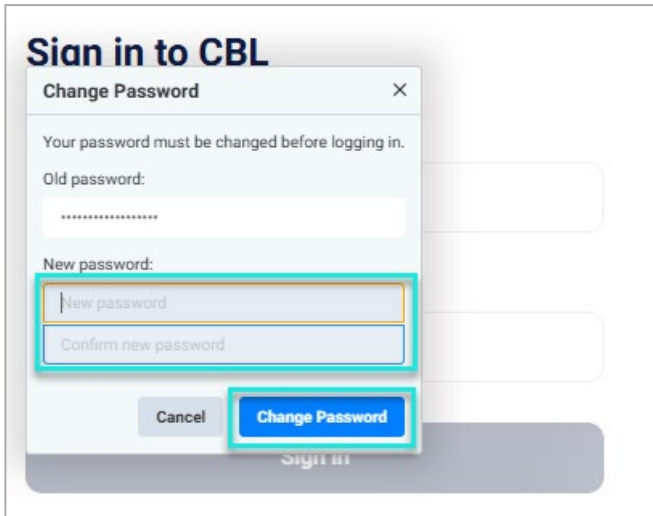


Securely sign in with SSO — every time after this,

1. Users receive a Welcome email from Xpansiv with their CBL username and temporary password. Temporary passwords are valid for 48 hours only. Users should log in and create their own secure password as soon as possible after receiving their CBL user credentials.



2. Sign in to CBL with CBL username and temporary password.
The platform requires you to change your password before you proceed.
The password must be at least 16 characters long and include at least one lowercase and one uppercase letter. It is best to include number(s) and symbol(s) as well.

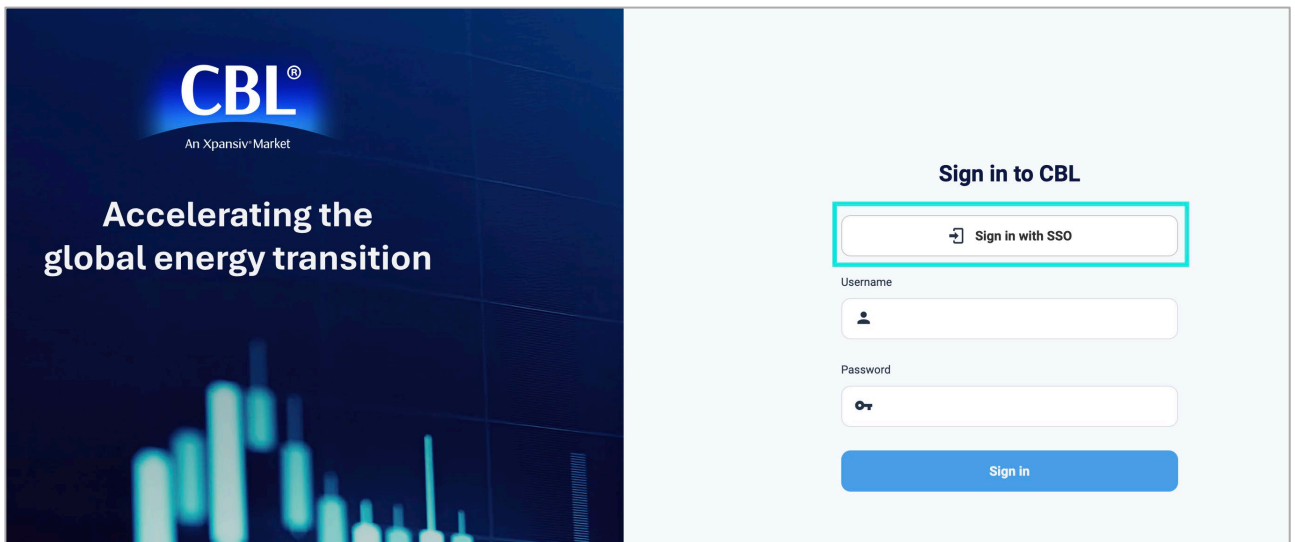


3. Enter a new password and then confirm it by entering it again.
4. When ready, click **Change Password**.

Creating SSO Account and Linking to CBL

This is a one-time process for new or current CBL users. After that, you will sign in securely each time through SSO.

1. Navigate to the CBL Sign In screen and select **Sign in with SSO** button.

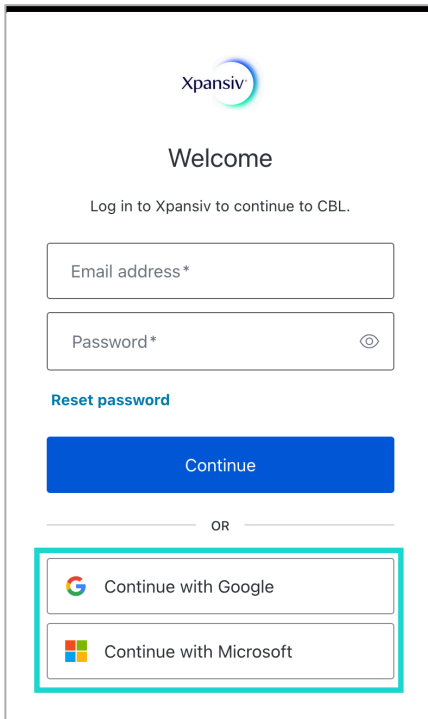


2. The Xpansiv Welcome screen will be displayed. Select one of the authentication methods:

Best methods:

- **Continue with Google** to authenticate with Google account.
- **Continue with Microsoft** to authenticate with Microsoft account.

NOTE: Select a Google or Microsoft account that is affiliated with Xpansiv, e.g., select user's firm email, not a personal email account.



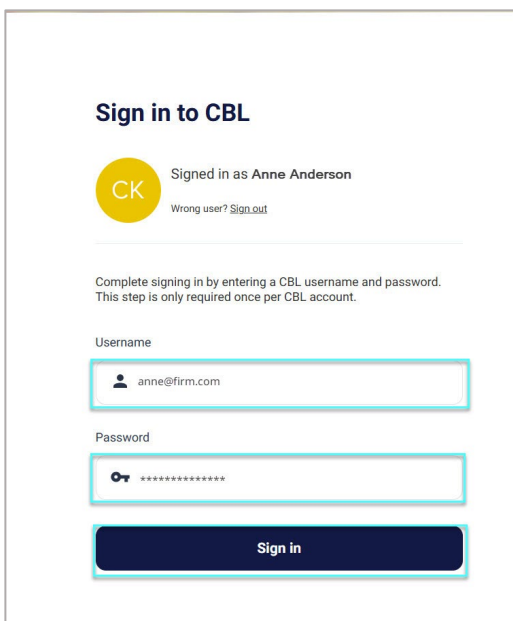
The image shows the Xpansiv login interface. At the top is the Xpansiv logo. Below it is the word "Welcome" and the instruction "Log in to Xpansiv to continue to CBL." There are two input fields: "Email address*" and "Password*" with a toggle for visibility. A "Reset password" link is below the password field. A blue "Continue" button is centered. Below the button is an "OR" separator. At the bottom, there are two buttons: "Continue with Google" and "Continue with Microsoft", both highlighted with a red border.

Alternate method:

Enter email address and choose the **Continue** button. (We do not recommend this option.)

3. User's SSO account is now set up with Auth0. The Sign In to CBL screen shows the user signed in with SSO and ready to sign in to link their CBL account — a one-time step.

Enter CBL username and password and choose the **Sign in** button.



The image shows the "Sign in to CBL" screen. At the top is the title "Sign in to CBL". Below it is a yellow circle with "CK" and the text "Signed in as Anne Anderson". A link "Wrong user? Sign out" is below. A horizontal line separates this from the next section. Below the line is the instruction "Complete signing in by entering a CBL username and password. This step is only required once per CBL account." There are two input fields: "Username" with the value "anne@firm.com" and "Password" with masked characters. A dark blue "Sign in" button is at the bottom, highlighted with a red border.

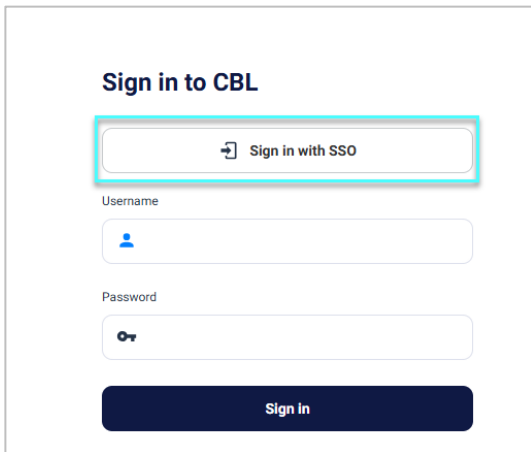
Going forward, you will sign in with one step as described below.

Note: You do not have to change your CBL password in the future. Your SSO login is linked to your current Google or Microsoft password.

Signing In to CBL with SSO

After you set up your SSO account and link it to your CBL account, sign in each time as described here.

1. Choose **Sign in with SSO** on the Sign In screen.



Sign in to CBL

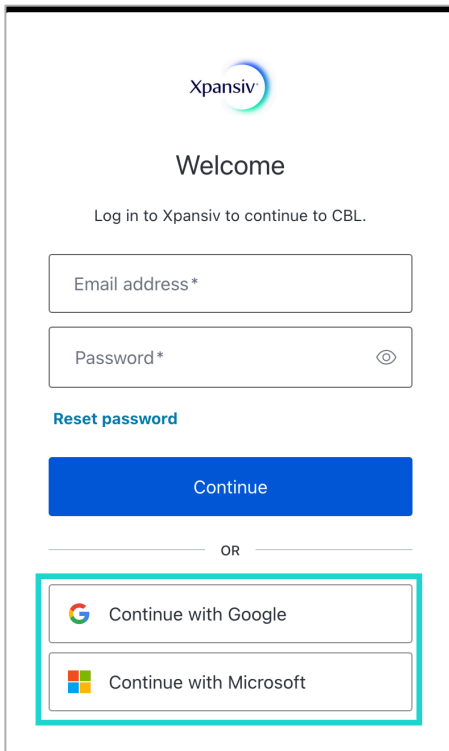
[Sign in with SSO](#)

Username

Password

Sign in

The Xpansiv Welcome screen will be displayed.



Xpansiv

Welcome

Log in to Xpansiv to continue to CBL.

Email address*

Password*

[Reset password](#)

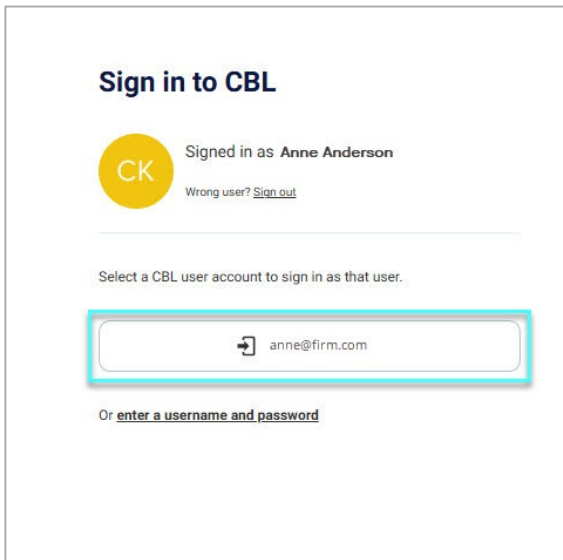
Continue

OR

[Continue with Google](#)

[Continue with Microsoft](#)

2. Sign in using Google or Microsoft. (Not recommended: Email address option.)
User's linked CBL account will be shown on the screen.

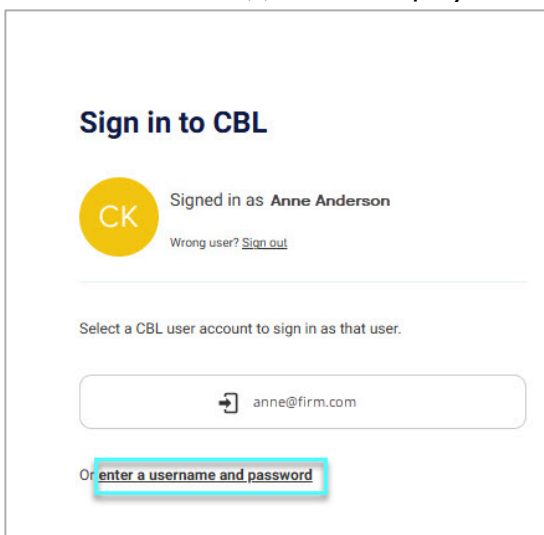


3. Choose the CBL account to sign in to CBL.

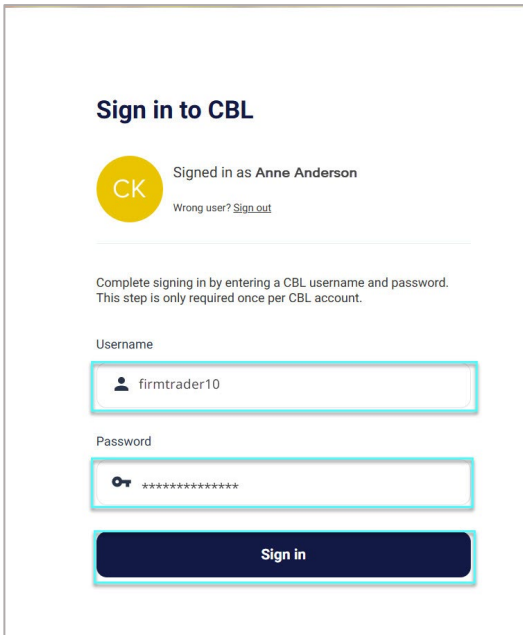
Adding Additional CBL Accounts to User's Auth0 Account

Have more than one CBL user?

1. Choose the [Sign in with SSO](#) button on the [Sign In](#) screen. Sign in using Google or Microsoft. (Not recommended: Email address option.)
Your CBL account(s) will be displayed.



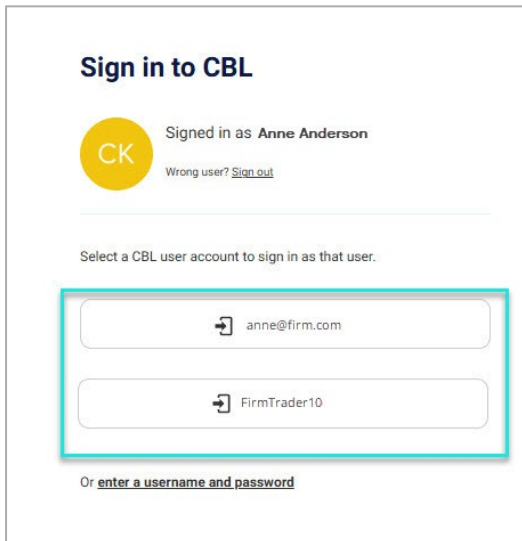
2. Choose the [enter a username and password](#) link.
The screen will give you an option to add a new CBL account.



3. Enter the credentials of the CBL account to link and choose the **Sign in** button.
You have now connected this new account.
4. Repeat for each CBL user account.

Want to log in with one of the accounts?

1. Choose **Sign in with SSO** on the Sign In screen and authenticate using Google or Microsoft.
(Not recommended: Email address option.)
2. Linked user accounts will be displayed.



3. Choose the desired account for login.

Need Help?

Client Service – clientservice@xpansiv.com

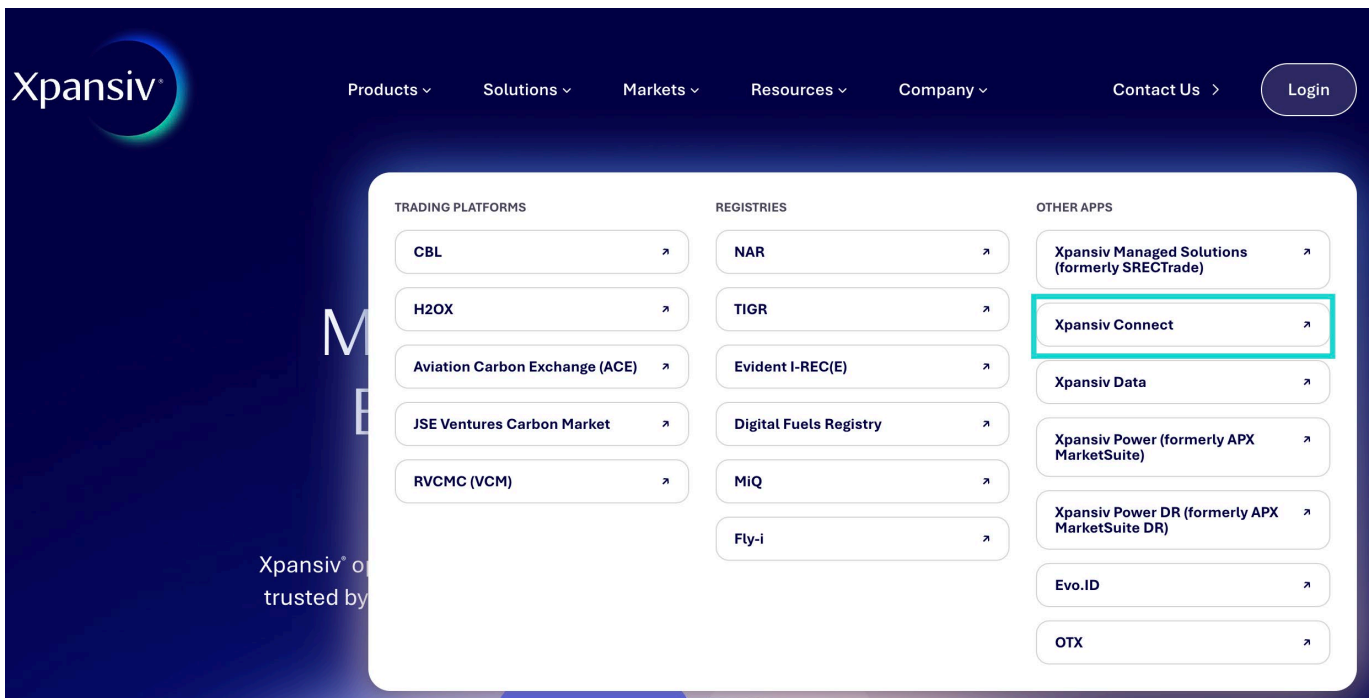
Access Xpansiv Connect

The Xpansiv Connect portal can be accessed by going to <https://xpansiv.com> > and clicking **Sign In** in the upper right.

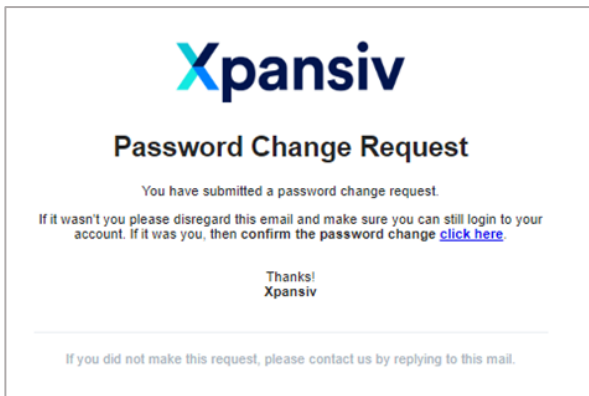
Note: Xpansiv Connect was formerly titled EMA.



To access, select Xpansiv Connect and click **Sign In**.



Xpansiv Connect has converted the login process to an authorization provider to Single Sign On (SSO). Users can reset their password directly through the authorization provider once set up on SSO. After a user's password is reset and SSO is triggered, user will receive email confirmation and password reset link.



Once you are set up, follow these steps:

1. Go to [Xpansiv Website](#). Click [Sign In](#) in the upper right corner. Select Xpansiv Connect (formerly EMA), then click [Sign In](#).
2. Select [Login with SSO](#).

3. Enter user's email address, click [Continue](#).
4. Select the [Forgot Password](#) button.
5. Create a new, secure password.
6. Follow steps 1-3 again, and this time, enter the new password in the password field.
7. Going forward, always use the [Login with SSO](#) button.

Need Help?

- **Client Service** – clientservice@xpansiv.com
- **Xpansiv Connect Operations** – support@xpansiv.com

PART 2:

User Guide

Navigating Workspaces

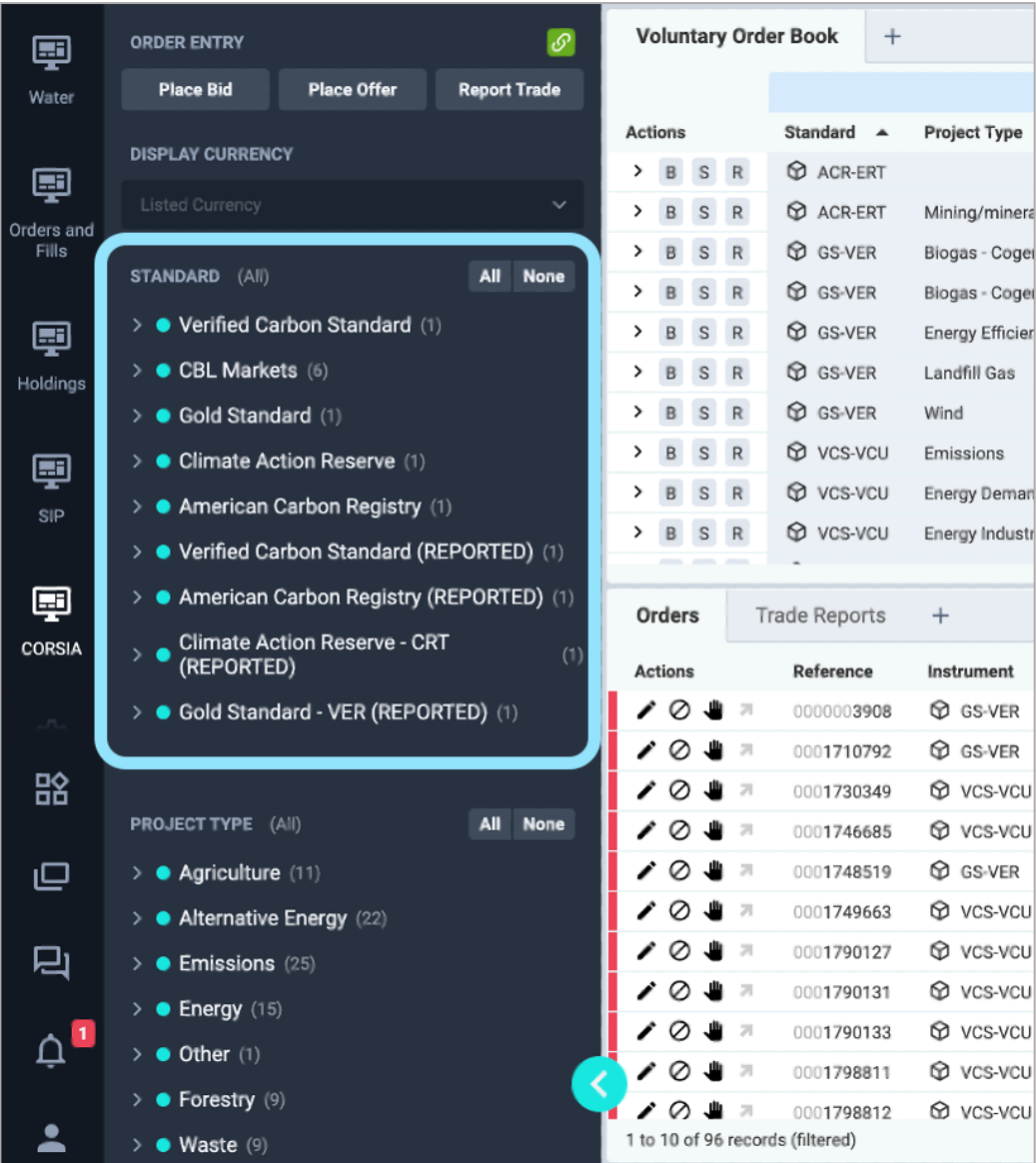
Voluntary Workspace

All listed offsets for the voluntary carbon market will be displayed here. These offsets can be purchased towards your voluntary initiatives.

STANDARDS:

CBL has established connections to the major standards via their registries.

The Voluntary workspace offers participants the ability to filter offers based on any of the standards listed by selecting or de-selecting the radio icons for each of the standards in the **STANDARD** menu.



PROJECT TYPE:

Participants can filter offers on the screen by selecting the radio icons under **Project Type**.

The drop-down menu under each type also expands to allow filtering by specific methodology/technology type.

VINTAGE:

Participants can filter offers on the screen by selecting the slide bar under **Vintage**.

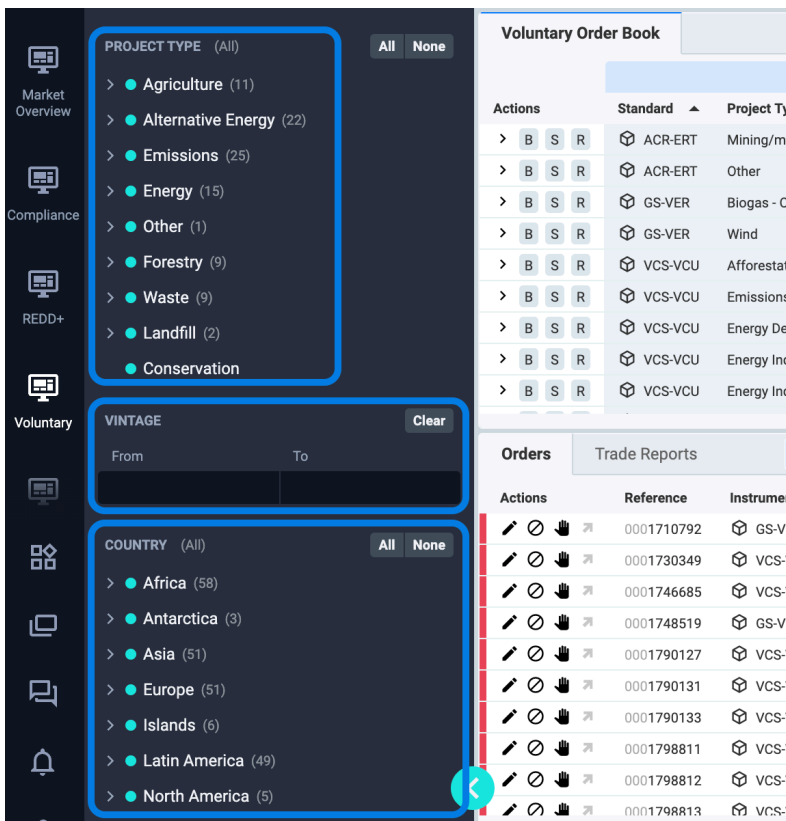
The Voluntary Market will show all vintage ranges available to trade.

COUNTRY/REGION:

Participants can filter offers on the screen by selecting the radio icons under **Country**, beginning at a regional level.

The drop-down menu can be expanded to show all countries within a region.

Participants can select all regions, specific regions or specific countries to view credits available via CBL.




PROJECT DETAILS:

To learn more about each project, click the **Project ID** buttons in the Project column.

Voluntary Order Book				Sell				S Project	S Vintage
Product		Country	Ask	Ask Qty	Ask Sum	Lift			
▼ B S R	ACR-ERT	Other	United States	USD-VCM 4.75	457	457			
				USD-VCM 4.75	457	457	L	157	2005
> B S R	GS-VER	Biogas - Cogeneration	China	USD-VCM 7.50	10,810	38,942		2017-2019	
▼ B S R	GS-VER	Wind	Turkey	USD-VCM 4.75	21,064	28,379			
				USD-VCM 4.75	21,064	21,064	L	GS2682	2015
				USD-VCM 4.75	7,315	28,379	L	GS436	2015
▼ B S R	VCS-VCU	Afforestation and reforestation		USD-VCM 4.00	5,000	5,000			
				USD-VCM 4.00	5,000	5,000	L	2458	2017
▼ B S R	VCS-VCU	Emissions	China	USD-VCM 2.00	20,000	24,985			
				USD-VCM 2.00	20,000	20,000	L	439	2008
				USD-VCM 4.10	4,985	24,985	L	439	2008
▼ B S R	VCS-VCU	Energy Demand	Canada	USD-VCM 15.00	10,000	10,000			
				USD-VCM 15.00	10,000	10,000	L	929	2016
> B S R	VCS-VCU	Energy Industries - renewable/non-renewable sources		USD-VCM 2.00	2,500	7,500		2015-2020	

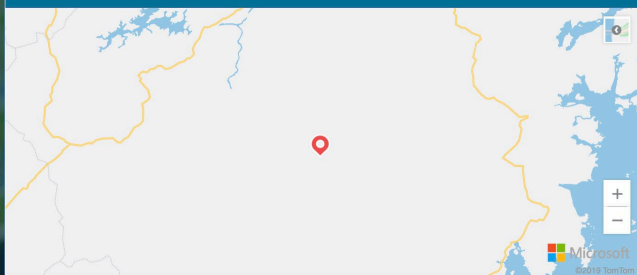
Clicking on the **Project ID** will direct you to the registry project page on a new tab and provide project information, project validation documents, and details on issuance.


Standards for a Sustainable Future

[NEWS](#)
[PUBLIC REPORT](#)
[OPEN AN ACCOUNT](#)

Home / Verified Carbon Standard / Project 439

YINGPENG HFC23 DECOMPOSITION PROJECT



The purpose of this proposed project is to collect all of the waste stream of HFC23 from HCFC22 production process, and decompose it almost completely by an incinerator to be installed in Yingpeng Chemical Co., Ltd. HFC23 will be decomposed to carbon dioxide (CO2), hydrogen chloride (HCl), and hydrogen fluoride (HF) etc., with high temperature and low pH value, and be further processed by the cooling and de-acid process before being emitted to the atmosphere.

PROJECT SUMMARY

ID
439

State/Province
Zhejiang Province

VCS

Proponent
Yingpeng Chemical Co., Ltd.
Kota, India

VCS Project Status
Registered
[View Issuance Records](#)

Estimated Annual Emission Reductions
7865277

VCS Project Type
Fugitive emissions from production and consumption of halocarbons and sulphur hexafluoride

VCS Methodology
AM0001

VIEW PREFERENCES:

Click **Expand All** (Collapse All) in the Voluntary Order Book to view the depth of book. Alternatively, you can click on single rows of interest within the Order Book to expand or collapse the data.

Click the **three dots** in the upper right of any widget or page to customize your view.

Voluntary Order Book				Sell										Buy		
Actions	Standard	Project Type	Country	Ask	Ask Qty	Lift	Ask Sum	S Project	S Vintage	B Vintage	B Project	B Info	Bid Sum			
▼	B S R	ACR-ERT	Mining/mineral production	United States	USD-VCM 4.95	148,475		298,407		2019-2019						
					USD-VCM 4.95	148,475	L	148,475	556	2019						
					USD-VCM 5.45	45,874	L	194,349	551	2019						
					USD-VCM 5.50	99,766	L	294,115	598	2019						
					USD-VCM 6.85	4,292	L	298,407	556	2019						
▼	B S R	CCS-COU	AFOLU	Colombia	USD-VCM 4.00	10,307		51,084		2017-2020						
					USD-VCM 4.00	10,307	L	10,307	59	2017						
					USD-VCM 4.75	17,692	L	27,999	68	2018						
					USD-VCM 5.10	10,000	L	37,999	55	2019						
					USD-VCM 5.15	13,085	L	51,084	55	2020						
▼	B S R	GS-VER	Biogas - Cogeneration	China	USD-VCM 7.45	9,000		38,942		2017-2019						
					USD-VCM 7.45	9,000	L	9,000	GS2664	2017						
					USD-VCM 7.50	10,810	L	19,810	GS2644	2019						
					USD-VCM 8.00	6,000	L	25,810	GS2665	2018						
					USD-VCM 8.30	13,132	L	38,942	GS2665	2017						
▼	B S R	GS-VER	Energy Efficiency	Bangladesh	USD-VCM 8.50	14,658		19,462		2021-2022						
					USD-VCM 8.50	14,658	L	14,658	GS11152	2022						
					USD-VCM 8.50	4,804	L	19,462	GS11152	2021						
>	B S R	GS-VER	Energy Efficiency	Nigeria	USD-VCM 10.50	18,893		47,904		2020-2021						
>	B S R	GS-VER	Energy Efficiency	Rwanda	USD-VCM 9.50	29,667		34,877		2021-2022						

User placing orders can differentiate their orders in the order book by the **Person** icon.

Voluntary Order Book				Buy							Sell					
Actions	Standard	Project Type	Country	Province	B Vintage	B Project	B Info	Hit	Bid Sum	Bid Qty	Bid	Ask	Ask Qty	Lift	Ask Sum	S Proj
>	B S R	ACR-ERT	Industrial Process Emissions	United States								USD-VCM 3.60	50,000		241,984	
>	B S R	ACR-ERT	Mining/mineral production	United States								USD-VCM 4.95	148,475		298,407	
>	B S R	CCS-COU	AFOLU	Colombia								USD-VCM 4.00	10,307		51,084	
>	B S R	GS-VER	Biogas - Cogeneration	China								USD-VCM 7.45	9,000		38,942	
>	B S R	GS-VER	Energy Efficiency	Bangladesh								USD-VCM 8.50	14,658		19,462	
>	B S R	GS-VER	Energy Efficiency	Nigeria	2020-2020				350	200	USD-VCM 29.99	USD-VCM 10.50	18,893		47,904	
					2020	875		H	200	200	USD-VCM 29.99	USD-VCM 10.50	18,893	L	18,893	GS731
					2020	875			350	150	USD-VCM 19.99	USD-VCM 11.00	29,011	L	47,904	GS731
>	B S R	GS-VER	Energy Efficiency	Rwanda								USD-VCM 9.50	29,667		34,877	

Orders with an **H** designation are Firm Bids and can be Hit to execute. If there is no **H** available next to the order, it is an indicative quote only, a non-binding bid.

Voluntary Order Book				Buy							Sell					
Actions	Standard	Project Type	Country	Province	B Vintage	B Project	B Info	Hit	Bid Sum	Bid Qty	Bid	Ask	Ask Qty	Lift	Ask Sum	S Proj
>	B S R	ACR-ERT	Industrial Process Emissions	United States								USD-VCM 3.60	50,000		241,984	
>	B S R	ACR-ERT	Mining/mineral production	United States								USD-VCM 4.95	148,475		298,407	
>	B S R	CCS-COU	AFOLU	Colombia								USD-VCM 4.00	10,307		51,084	
>	B S R	GS-VER	Biogas - Cogeneration	China								USD-VCM 7.45	9,000		38,942	
>	B S R	GS-VER	Energy Efficiency	Bangladesh								USD-VCM 8.50	14,658		19,462	
>	B S R	GS-VER	Energy Efficiency	Nigeria	2020-2020				350	200	USD-VCM 29.99	USD-VCM 10.50	18,893		47,904	
					2020	875		H	200	200	USD-VCM 29.99	USD-VCM 10.50	18,893	L	18,893	GS731
					2020	875			350	150	USD-VCM 19.99	USD-VCM 11.00	29,011	L	47,904	GS731
>	B S R	GS-VER	Energy Efficiency	Rwanda								USD-VCM 9.50	29,667		34,877	

SIP and Compliance Workspaces

Click **Expand All** (Collapse All) to view the depth of book.

Click the **three dots** in the upper right of any widget or page to customize your view.

Actions	Ticker	Last	Change	Change %	Bid Total	Bid Sum	Hit	Bid Qty	Bid	Ask	Ask Qty	Lift	Ask Sur
⌵	CGEO-SIP				7,000	1,000	H	1,000	1.97	2.16	2,000	L	2,00
						3,000		2,000	1.80	2.35	1,000		3,00
						6,000		3,000	1.50	2.55	5,000		8,00
										2.75	10,300		18,30
										4.30	1,000		19,30
⌵	CGEO-TR-SIP				1,800	1,800	H	1,800	1.50	1.95	2,000	L	2,00
⌵	GEO-SIP				8,000	3,000	H	3,000	3.90	4.08	2,000	L	2,00
						5,000		2,000	3.50	4.35	2,000		4,00
						8,000		3,000	3.10	4.50	10,000		14,00
										5.88	200,000		214,00
										8.10	1,000		215,00
										8.20	1,000		216,00
										8.30	1,000		217,00

Hover over each field option to see an explanation of what that column provides.

Actions	Market	Instrument	Bid Sum	Hit	Bid Qty	Bid	Ask	Ask Qty	Lift	Ask Sum	Last
>	Compliance	SO2GP1v18	5,000	H	5,000	3.00	3.30	2,000	L	2,000	
>	Compliance	SO2GP2v18					2.00	15	L	15	
>	Compliance	MD2v19				5.00		453	L	453	
>	Compliance	NJSRV20	100	H	100	220.00					
>	Compliance	MDSRV20	25	H	25	58.00					
>	Compliance	MD1v20	500	H	500	21.75					
>	Compliance	DCSRV20	25	H	25	300.00	385.00	2	L	2	
>	Compliance	TXv20	5,000	H	5,000	0.90					
>	Compliance	NYexHYDv20					2.00	459	L	459	
>	Compliance	NYexWNDv18					1.00	255	L	255	
>	Compliance	NYexHYDv19					2.50	10,002	L	10,002	
>	Compliance	NYexHYDv17					1.00	9,700	L	9,700	
>	Compliance	TXCRS WNDv20bh	5,000	H	5,000	0.90	4.25	2,395	L	2,395	
>	Compliance	NJ1v21	500	H	500	21.50					

Depth

- Index Price Expiry2
- Index Price Timeout (1st Degree)
- Index Price Timeout (2nd Degree)
- Indicative Funding Rate Interval
- Instrument Name
- Instrument Type
- Insurance Account
- Insurance Firm
- Last Aggressor
- Last At
- Last Funding Time
- Last Indicative Funding Time
- Last Price Date
- Level1Change
- Level1High
- Level1Last
- Level1Low
- Level1Percent Change
- Level1Value
- Level1Volume
- Maintenance Margin

The long text identifier of this Instrument.

Close

CBL Holdings

You can view your Market Inventory by navigating to **Holdings > Holdings**.

- Filter your holdings in the upper right by toggling between the **All**, **Products**, or **Cash** buttons.
- You can filter further by right clicking over **Instrument**, enter your preferred criteria, and click **Apply**.
- Click **Export** in the upper right of any page to download your data in .csv format.

The screenshot shows the 'Holdings' page with a table of instruments. A search filter is applied to the 'Instrument' column, showing results for 'TWGGA', '13MIA', 'CGED', 'Vav21', '7LMW', '1A', '13', 'M2v21', 'Vav19', 'LACHUS-STD', 'LACHUS-GST', 'LACHUS-TAKE', 'LACHUS-HOLD', '11', 'NARUSHYDv20', and 'QHNSv21'. The table includes columns for Balance, Available, Approved Deposit, Approved Withdrawal, Pending Deposit, Pending Withdrawal, Planned In, Planned Out, Actual In, and Actual Out.

Instrument	Open Balance	Balance	Available	Approved Deposit	Approved Withdrawal	Pending Deposit	Pending Withdrawal	Planned In	Planned Out	Actual In	Actual Out
		101,391.77	662,239.27					62,825.00	38,600.00		
		71,017.00	61,017.00					5,000.00	10,000.00		
		31,971.00	31,971.00					2,000.00			
		25,398.00	25,398.00					1,800.00			
		14,888.50	14,888.50					1,099.00			
TWGGA	17,500.00	17,500.00	7,500.00							10,000.00	
13MIA	3,460.00	3,460.00	3,460.00								
CGED	3,000.00	3,000.00	3,000.00								
Vav21	1,174.00	1,174.00	1,174.00	2,348.00	1,174.00			1,000.00			
7LMW	1,039.70	1,039.70	1,039.70								
1A	907.00	907.00	907.00								
13	750.00	750.00	750.00								
M2v21	1,174.00	574.00		2,348.00	1,174.00					600.00	
Vav19	525.00	525.00		1,050.00	525.00						
LACHUS-STD	500.00	500.00									
LACHUS-GST	500.00	500.00									
LACHUS-TAKE	500.00	500.00									
LACHUS-HOLD	500.00	500.00									
11	500.00	500.00									
NARUSHYDv20	1,500.00	500.00		3,000.00	1,500.00					1,000.00	
QHNSv21	496.00	346.00		992.00	496.00					150.00	

CBL Holdings Transactions

You can view Holding Transaction by navigating to **Holdings > Holdings Transactions**.

- Filter your holdings in the upper right by toggling between the **All**, **Products**, or **Cash** buttons.
- You can further filter by right clicking over **Created** and/or **Instrument**, entering your preferred criteria, and clicking **Apply**.

The screenshot shows the 'Holdings Transactions' page with a table of transactions. The table includes columns for Id, Created, Firm, Account, Type, Instrument, Project ID, Vintage, Quantity, Holding Transaction Status, and Updated By.

Id	Created	Firm	Account	Type	Instrument	Project ID	Vintage	Quantity	Holding Transaction Status	Updated By
3029688	2022-08-31			Deposit	NARUSHYDv20			1,500	Confirmed	
3029668	2022-08-31			Set	NJSrv22			5	Confirmed	
3029658	2022-08-31			Withdraw	NARUSHYDv20			1,500	Requested	
3029131	2022-08-30			Withdraw	\$ USD			60,000.00	Confirmed	
3028491	2022-08-30			Deposit	NARUSHYDv20			1,500	Confirmed	
3028461	2022-08-30			Withdraw	NARUSHYDv20			1,500	Requested	
3027146	2022-08-29			Deposit	NARUSHYDv20			1,500	Confirmed	
3027122	2022-08-29			Withdraw	NARUSHYDv20			1,500	Requested	
3026521	2022-08-29			Withdraw	\$ USD			60,000.00	Confirmed	
3025884	2022-08-26			Deposit	NARUSHYDv20			1,500	Confirmed	
3025856	2022-08-26			Withdraw	NARUSHYDv20			1,500	Requested	
3024592	2022-08-25			Deposit	NARUSHYDv20			1,500	Confirmed	
3024562	2022-08-25			Withdraw	NARUSHYDv20			1,500	Requested	
3023167	2022-08-24			Deposit	NARUSHYDv20			1,500	Confirmed	
3023133	2022-08-24			Withdraw	NARUSHYDv20			1,500	Requested	
3021939	2022-08-23			Deposit	NARUSHYDv20			1,500	Confirmed	
3021909	2022-08-23			Withdraw	NARUSHYDv20			1,500	Requested	
3020669	2022-08-22			Deposit	NARUSHYDv20			1,500	Confirmed	
3020624	2022-08-22			Withdraw	NARUSHYDv20			1,500	Requested	
3019391	2022-08-19			Deposit	NARUSHYDv20			1,500	Confirmed	
3019337	2022-08-19			Withdraw	NARUSHYDv20			1,500	Requested	

Custom Workspaces

The Xpansiv CBL Platform enables users to create custom workspaces. Custom workspaces allow users to modify their pages by adding and arranging widgets in a custom location from any market screen in a workspace.

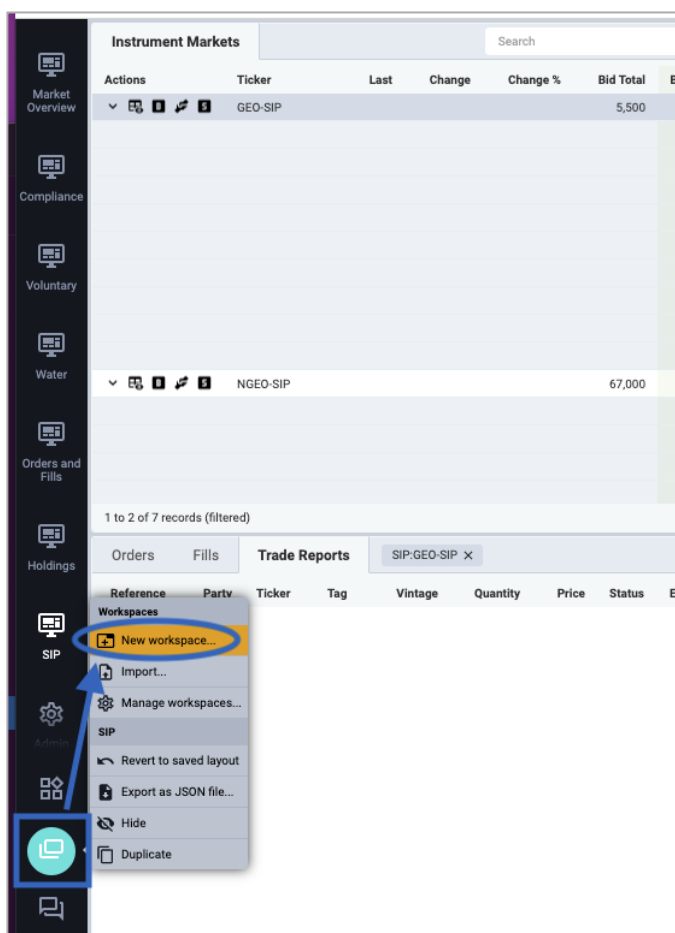
To create a custom workspace, start with a pre-existing market template, a blank custom workspace, or make a copy of one of the primary workspaces and edit from there.

Note: Whenever changes are made to a workspace, such as adding widgets, changing filters, etc. those changes must be saved for the changes to persist past the login session. To learn how to save changes, refer to [Saving Workspace](#). Any changes not saved will be lost upon user logout.

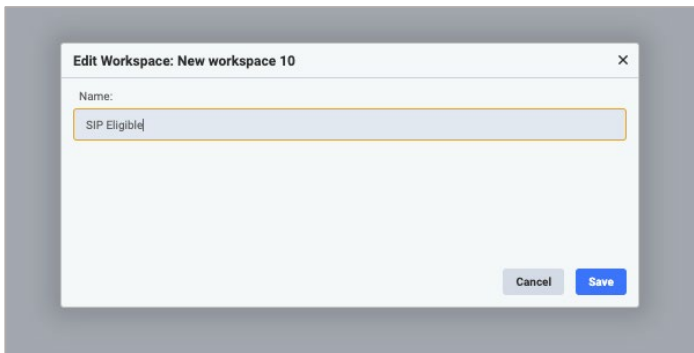
Creating a Blank Custom Workspace

To create a new blank custom workspace:

1. Begin by clicking the **Workspace** icon on the left side toolbar. Then click **New Workspace**.

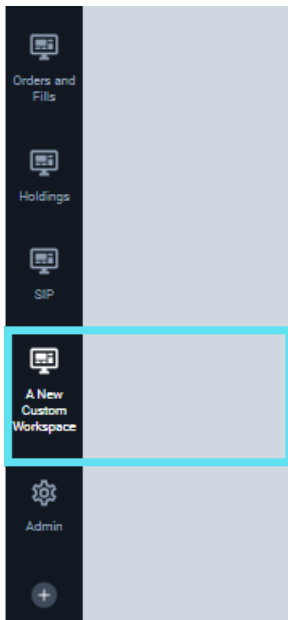


2. Name your **Custom Workspace**, then click **Save**.



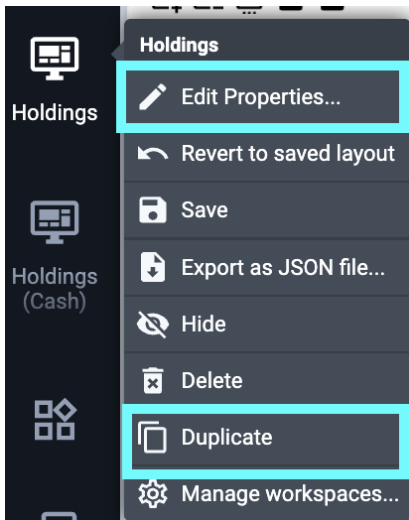
3. The workspace will now be available on the left-hand navigation bar, underneath the existing workspaces.

To change the order of the workspace, click and drag it to the desired location on the navigation bar.



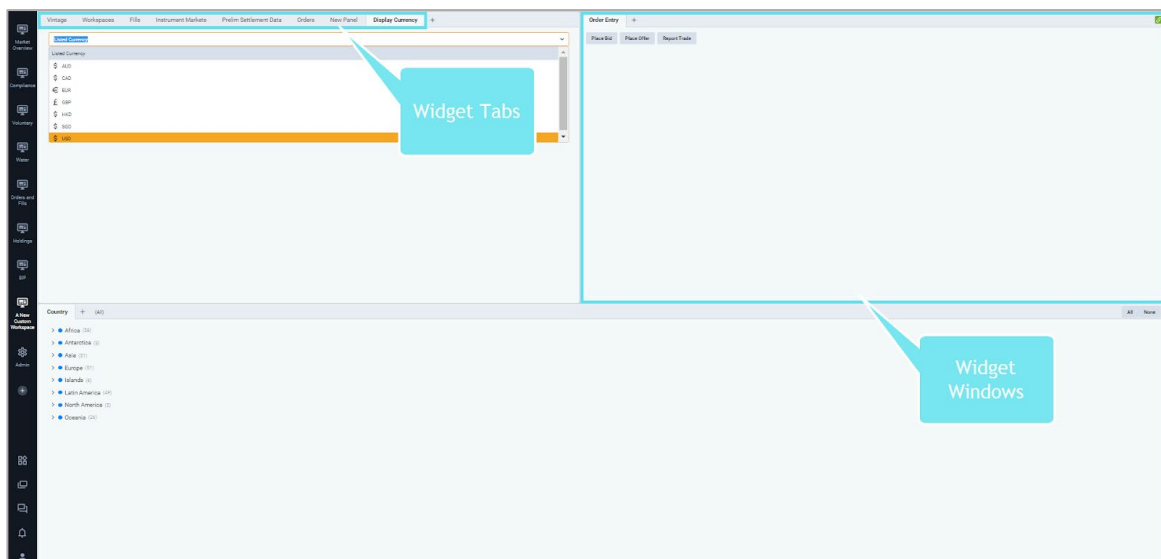
Alternate Method: Create a Copy of an Existing Workspace

Alternatively, you can duplicate an existing **Workspace**. Right click the desired workspace, then select **Duplicate**, and a copy of the desired **Workspace** will be available in your **Tool Bar** to customize your preferences. You can change the **Workspace** name by double clicking the icon or right clicking and selecting **Edit Properties**.



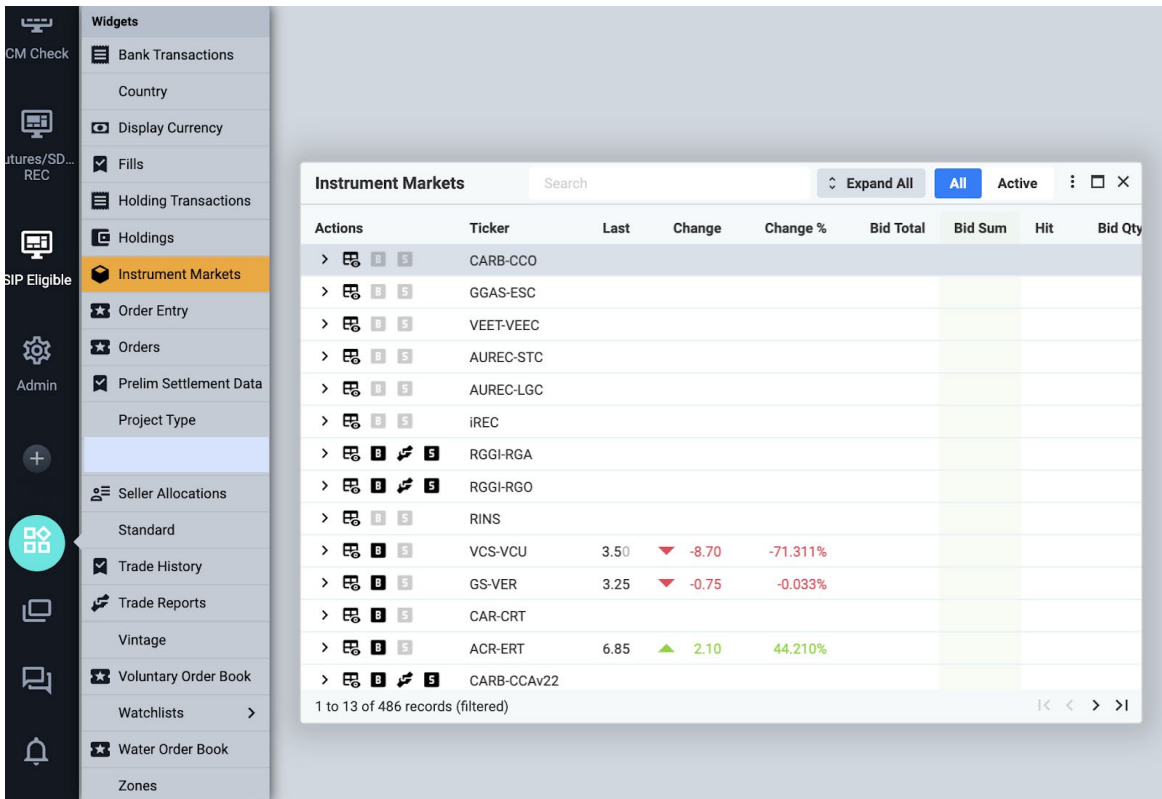
Adding Widgets to a Workspace

Widgets can be tabbed into a window and/or placed adjacent to other widget windows so they can be viewed side-by-side.



To add a new widget to a space:

1. Navigate to your newly created **Workspace** on the left.
2. Click the **Widgets** icon and select from the available widgets to create your custom layout.



3. After selecting the **Widgets** you want on your **Custom Workspace**, you can arrange your view of them on the screen.

Note: although you can drag and drop the widgets anywhere on the screen, they must be docked to save them to your layout. The next steps will walk you through how to dock the widgets to the Workspace.

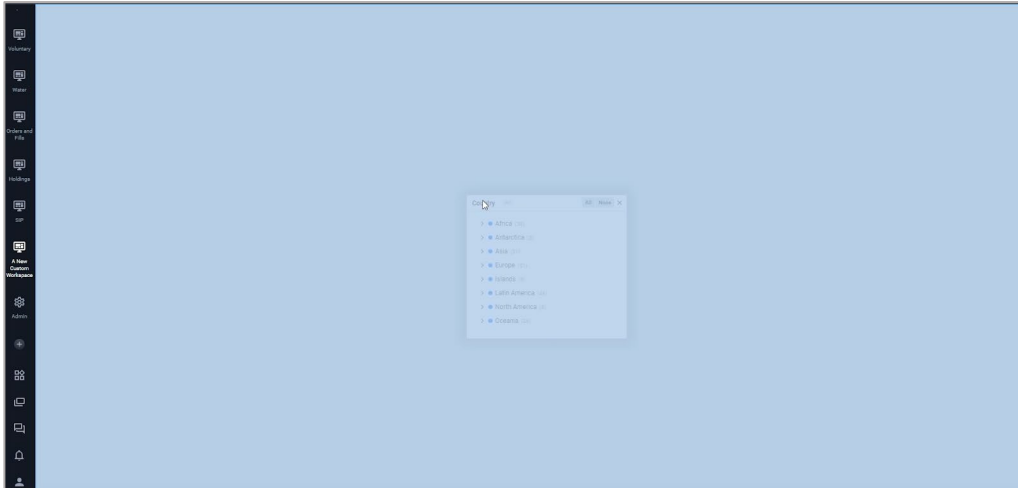
Docking Widgets to a Workspace

To dock a widget to a Workspace:

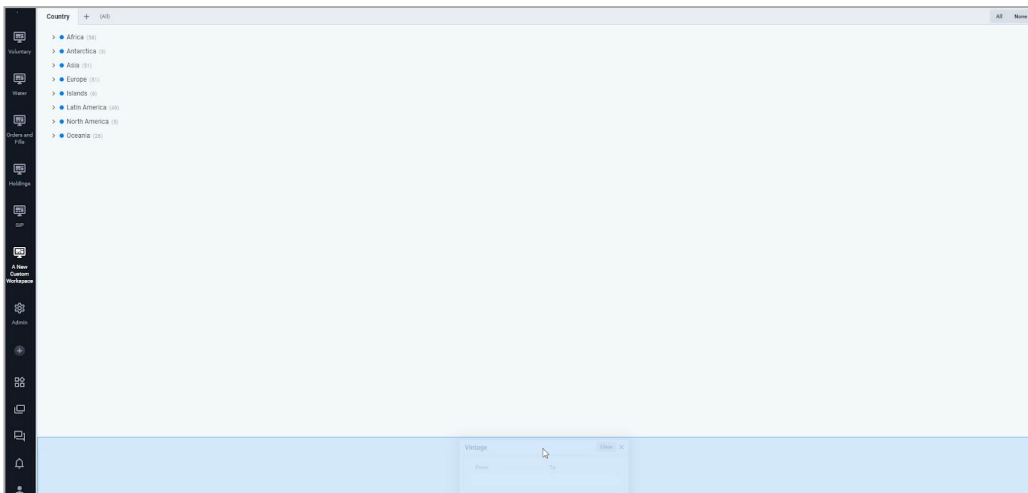
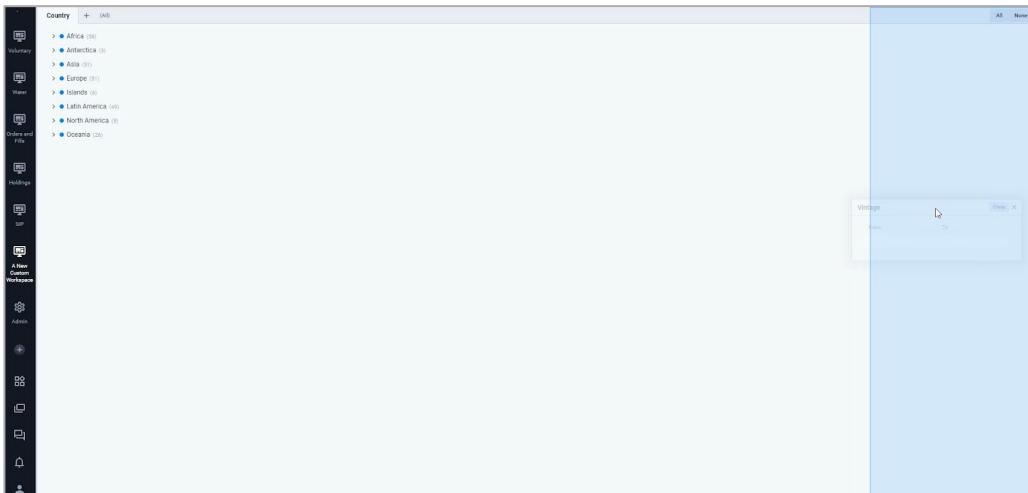
1. First, click the top bar of the **Widget** you want to move and hold it (just as if you were going to drag and drop something) and hold down the Shift key on the keyboard.

Note: You can always drag and drop widgets around the space. However, they will not dock into the workspace until you hold the Shift while dragging and dropping your widget.

If you want only one **Widget** on your custom workspace, a blue tint will fill the screen.



If you want multiple widgets, once selected, a blue tinted bar will appear in the area you hover over with your mouse to indicate a location to dock the new widget.



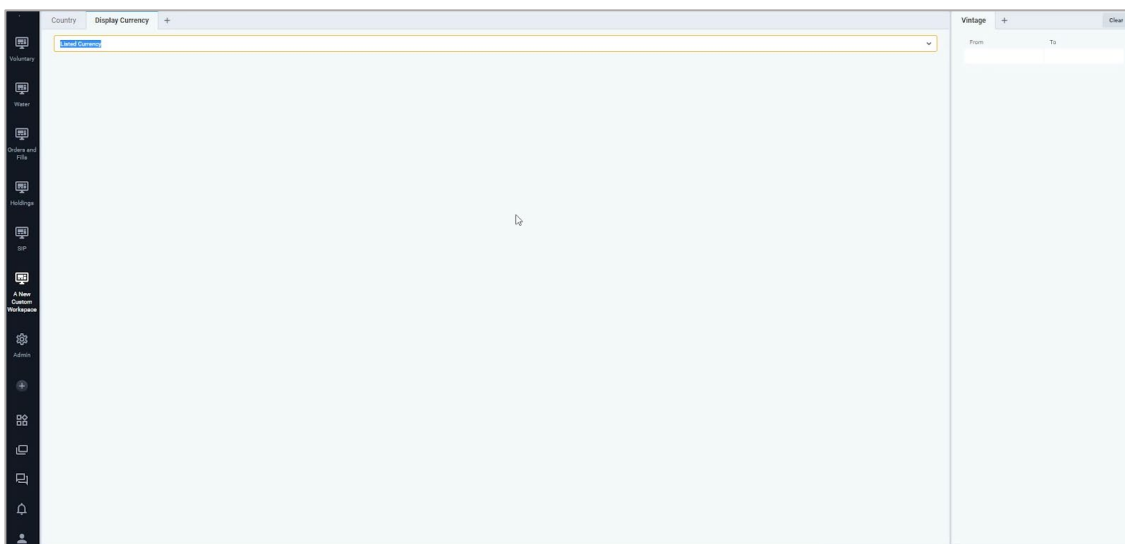
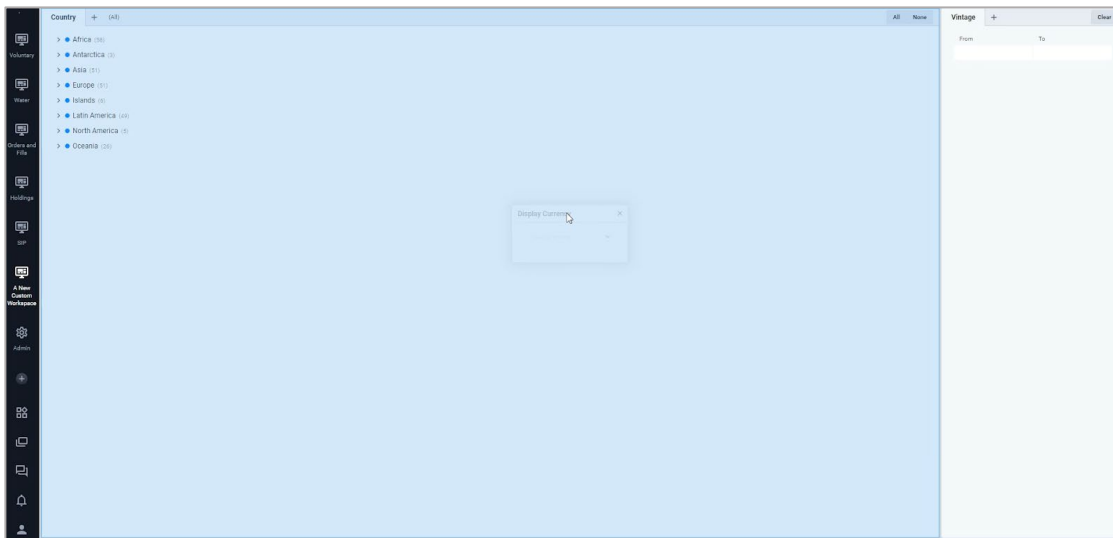
Note: Depending on your layout and where your mouse is located on the screen, different areas of the workspace will highlight blue, indicating a valid location to drop the widget.

2. Drag and drop within the workspace depending on where you want to place your **Widget**.
3. When ready, release the widget by letting go of the mouse button. It will dock in place within your new workspace. After it is docked into the space, release the Shift key.
4. Remember to **save** your work, by right clicking the Workspace Name on the left-hand navigation bar and selecting **Save**.

Tabbing Widgets

It is possible to tab multiple widgets in the same widget window. To do so:

1. Drag the widget to the middle of an existing widget window. Note that the existing widget window will turn blue, indicating that you can drop it into place.



2. When ready, release the widget by letting go of the mouse button. It will dock in place within your new workspace.

Or

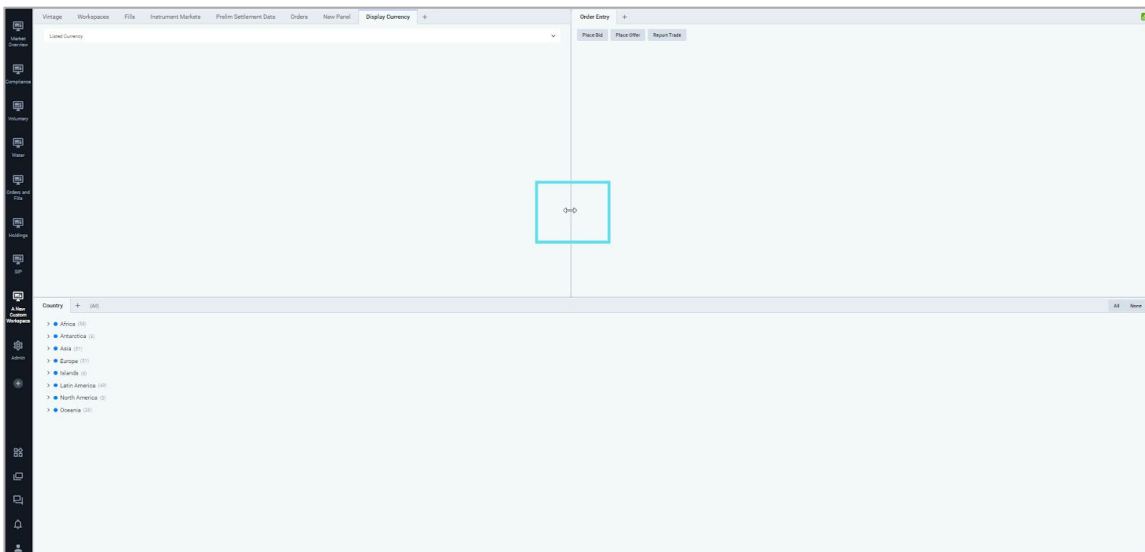
You can also click the plus sign on any widget window to select a widget to add to that window.

3. Once the widgets have been placed in their desired location, remember to **Save** the configuration by right clicking on the workspace name on the left-hand side of the screen and selecting **Save**.

Adjusting Widget Window Sizes

Docked widget windows height and width can be adjusted to fit a space. To do so:

1. Hover your mouse between two widget windows until a two-sided arrow icon replaces your normal mouse icon.



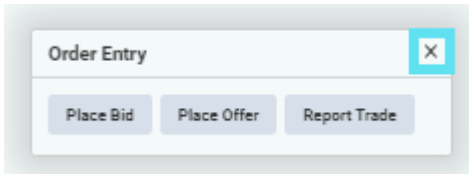
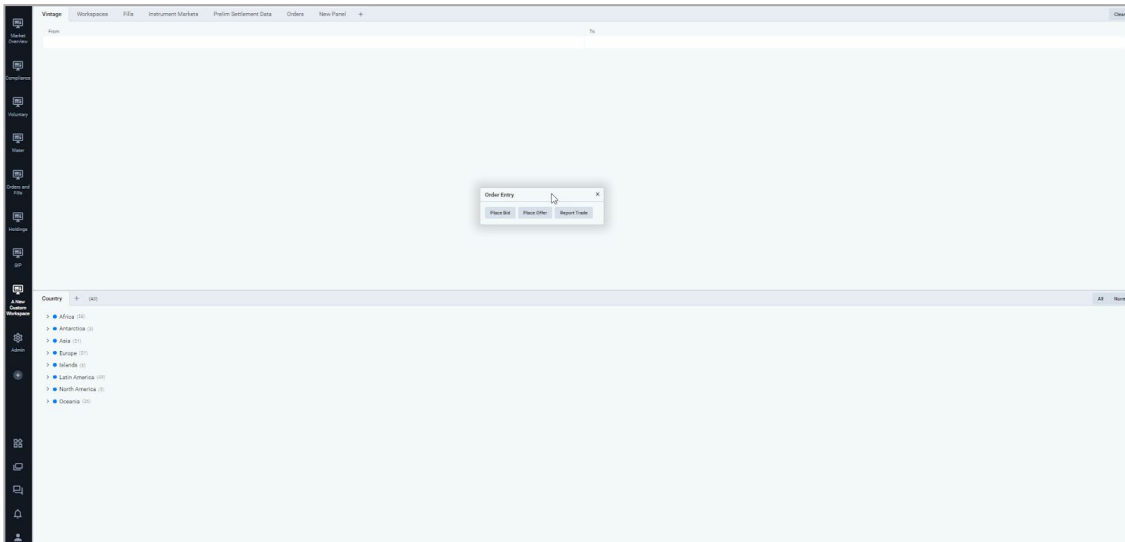
2. Then drag and release when the desired widget window size has been accomplished.
3. Remember to Save the configuration by right clicking on the workspace name on the left-hand side of the screen and selecting **Save**.

Removing Widgets from a Widget Window or Workspace

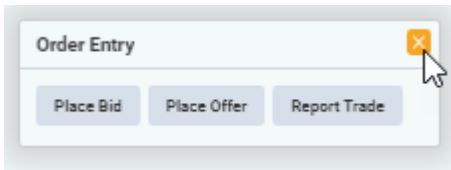
To remove a widget window:

1. Click on the tab or widget window you would like to remove.
2. Drag the widget tab or window towards the center of the screen.

The widget should now be undocked, and an “X” icon should be visible on the top right-hand side of the widget.



3. Click on the “X” icon to remove the widget.



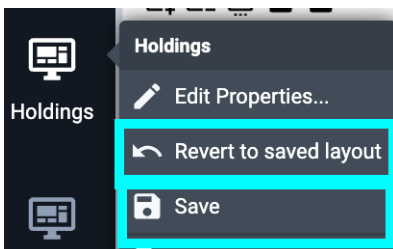
4. Remember to Save the configuration by right clicking on the workspace name on the left-hand side of the screen and selecting **Save**.

Saving Workspace

After creating a custom **Workspace** or modifying an existing one, it is important to **save the changes** you have made so you do not lose them upon logout.

To save a **Workspace**:

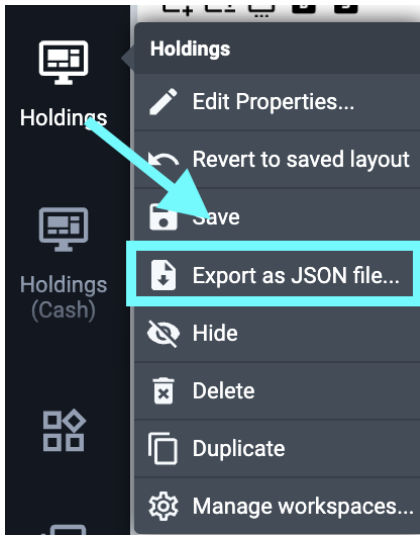
1. Right click its icon and select **Save**.
2. Alternately, you can revert changes to a **Workspace** by selecting **Revert to saved layout**; this will restore the previously saved view.



Exporting a Workspace as a JSON File

You can export your custom **Workspace** as a **JSON** file. A **JSON** file is a saved workspace layout from the Platform; these files can be shared with colleagues and/or stored for later use.

1. Right click the desired **Workspace**.
2. Select **Export as a JSON file**, and a file will download to your computer.

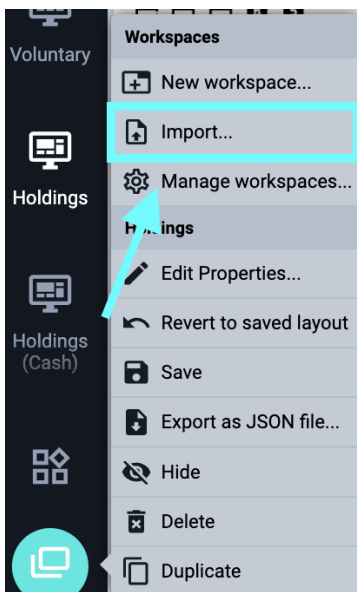


Importing Workspace JSON Files

You can import a shared **JSON** file. To do so:

1. Click the **Workspace** icon on your toolbar.
2. Select **Import**.

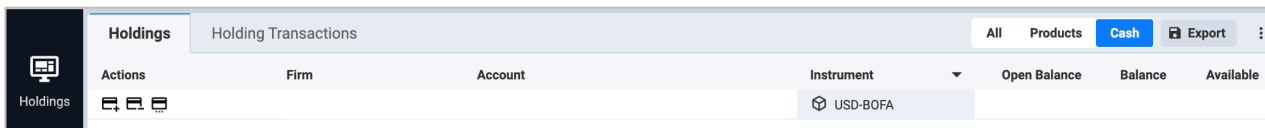
Once the **JSON** file is selected for import, the **Workspace** will appear in the left toolbar.



Entering Orders on CBL

Initiating A Buy

A buyer must be in-funds, inclusive of applicable fees, to bid on the CBL Platform.



Markets which source funds from USD-BOFA

USD-BOFA is the participant’s dedicated CBL Markets FBO account at Bank of America N.A. (BofA)

- Verra Verified Carbon Standard (VCS)
- Climate Action Reserve (CAR)
- ACR
- Gold Standard (GS)
- CERCarbono (COU)
- International REC Standard (IREC)
- Puro Standard CO2 Removal Certificate (CORC)
- Standard Instruments Program (SIP)
- US Renewable Energy Certificates (US RECs)
- Compliance Instrument Tracking System Service (CITSS)
- Regional Greenhouse Gas Initiative (RGGI)
- Clean Air Markets Division (CAMD)
- Low Carbon Fuel Standard (LCFS)

A CBL User with cash manager authority can locate the Participant BofA FBO [funding instructions](#) on CBL Platform. Once logged in to CBL, go to [Admin > Bank Accounts](#). See details for External Account Provider > BOFA.



BofA Address: 222 Broadway, New York, NY 10038

ACH ABA Routing Number: 111000012

WIRE ABA Routing Number: 026009593

SWIFT: BOFAUS3N

Alternatively, you can also contact CBL at:

- Client Service – clientservice@xpansiv.com
- Market Operations – operations@xpansiv.com

Phone: +1-833-972-6677

Initiating a Sell

All SIP and Compliance: After depositing inventory to CBL Market, seller initiates and manages offers directly on CBL Platform. For deposit instructions, refer to [Depositing SIP to CBL](#) and [Depositing US RECs to CBL](#).

VCS, CAR, GS, COU, IREC: After depositing inventory to CBL Market, seller initiates and manages offers directly on CBL Platform; for deposit instructions, refer to [Depositing Voluntary Carbon \(VCM\) to CBL](#).

Registries Not Integrated to Xpansiv Connect: Refer to [Registries and Instruments Not Integrated to Xpansiv Connect](#). (See the links that follow.)

- [ACR](#)
- [Puro Registry](#)
- [Standard Instruments Program GEO-CP1](#)
- [Compliance Instrument Tracking System Services](#)
- CO2 Allowance Tracking System for the [Regional Greenhouse Gas Initiative](#)
- [Clean Air Markets Division Business System](#) Allowance Management System
- [LCFS Reporting Tool – Credit Bank and Transfer System](#)
- [Australian National Registry of Emission Units](#)

SIP and Compliance – Buy or Sell

ORDER ENTRY:

1. In the Order Book, under Actions, select the “B” or “S” button. An **Order Ticket** will open.
2. You can enter multiple orders by clicking Multi in upper right corner of the **Order Ticket**.
3. Enter your order preferences within the **Order Ticket**.
 - a. Order Type
 - b. Quantity
 - c. All or None
 - d. Limit Price
 - e. Expiry
 - f. Account: your Participant Account
4. Alternatively, you can **Hit** or **Lift**.

The screenshot displays the 'Instrument Markets' interface. On the left, a sidebar contains navigation icons for Compliance, Voluntary, SIP, Orders and Fills, Holdings, Water, and REDD+. The main area shows a table of instrument markets with columns for Actions, Market, Instrument, Bid Sum, Hit, Bid Qty, Bid, Ask, Ask Qty, Lift, Ask Sum, Last, and Change. The 'Actions' column for the first row (PASRV23) has 'B' and 'S' buttons highlighted with red circles. An 'Enter Order' dialog box is open over the table, with 'Enter Order' and 'Single' buttons highlighted with blue circles. The dialog box contains the following fields and options:

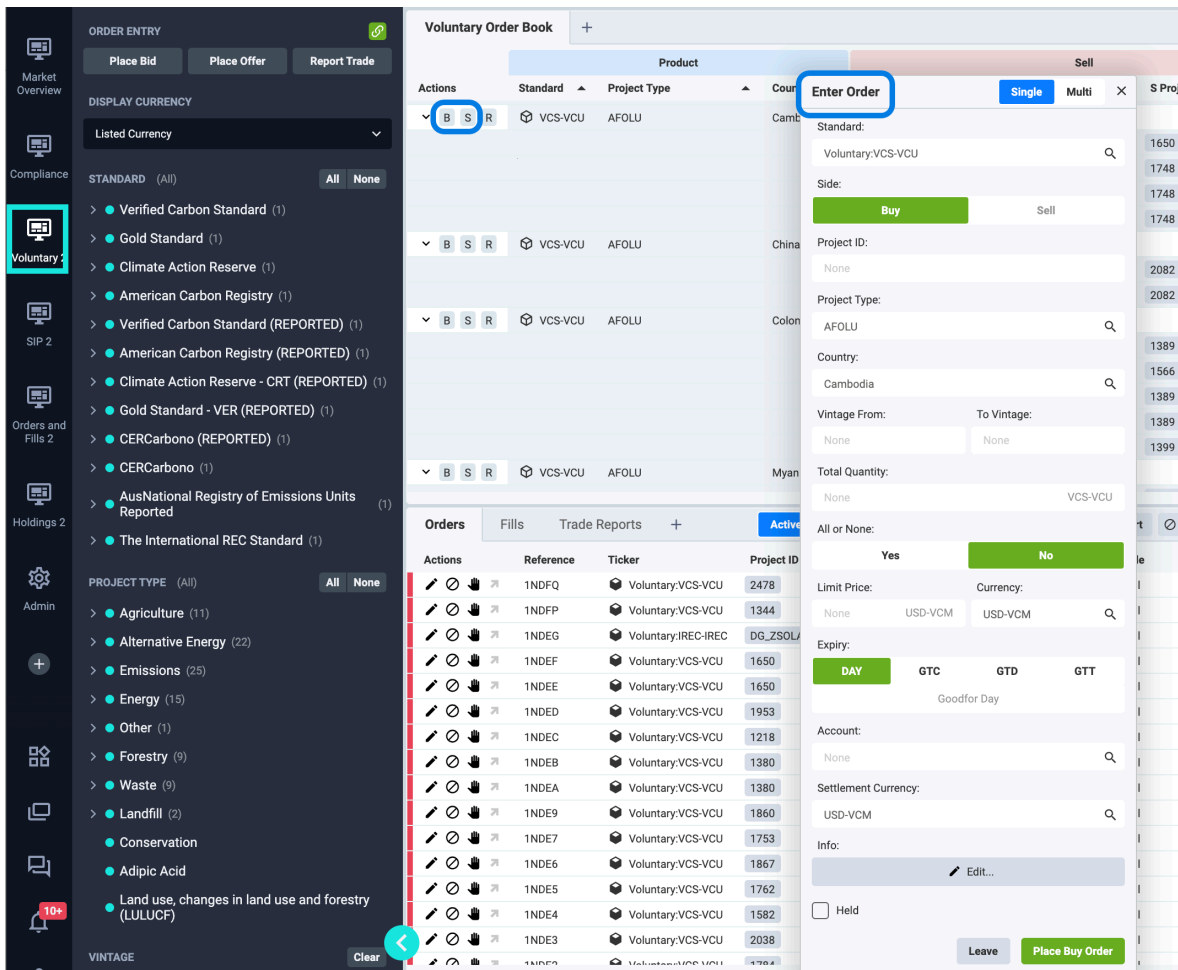
- Ticker: Compliance:PJM-PASRV23
- Side: Buy (selected), Sell
- Type: Limit (selected), Market, FAK, Iceberg
- Total Quantity: None, PASRV23
- All or None: Yes, No (selected)
- Limit Price: None, USD
- Expiry: GFS (selected), DAY, GTC, GTD, GTT
- Account: None
- Estimated values: Fees: - USD 1,537.50 USD; Nett: - USD 10,221.25 USD
- Projected holdings: PASRV23: - 1,800.00 USD; USD: - 2,265.00 USD

At the bottom of the dialog box, there are 'Leave' and 'Place Buy Order' buttons.

Voluntary – Buy or Sell

ORDER ENTRY:

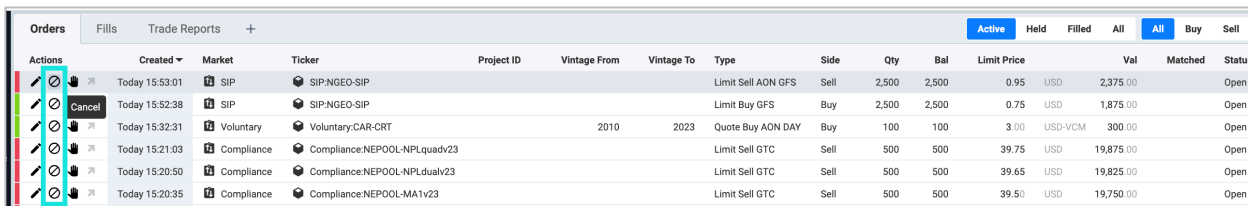
1. In the Voluntary Order Book, under Actions, select the “B” or “S” button. An **Order Ticket** will open.
2. You can enter multiple orders by clicking Multi in upper right corner of the **Order Ticket**.
3. Enter your order preferences within the **Order Ticket**.
 - a. Side
 - b. Project ID, Project Type, and Country
 - c. Vintage
 - d. Quantity
 - e. All or None
 - f. Limit Price
 - g. Expiry
 - h. Account: your Participant Account
4. Alternatively, you can **Hit** or **Lift**.



Amending and Cancelling Orders

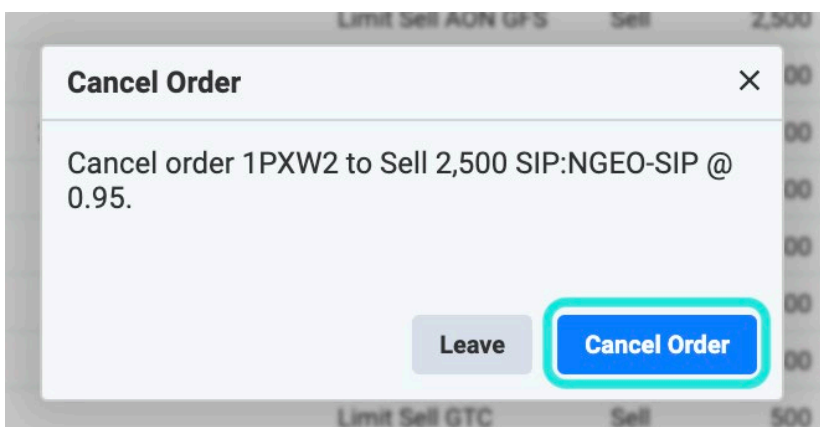
To cancel an open order, from any screen under **Orders&Fills > Orders** (Compliance, Voluntary, SIP, Orders&Fills):

1. Navigate to the “no” icon under **Actions** on the far left. While you hover over it, **Cancel** will pop up.



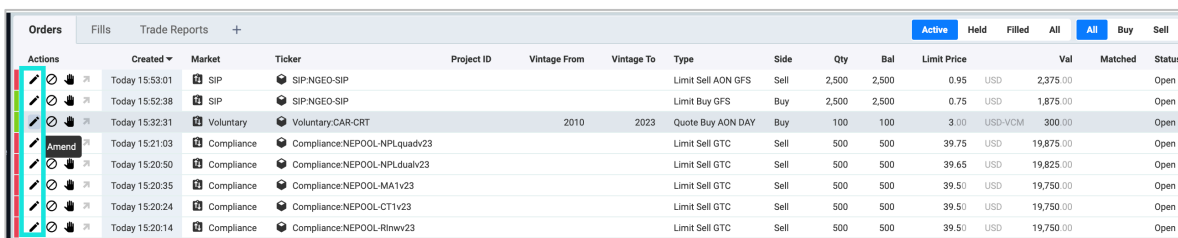
Actions	Created	Market	Ticker	Project ID	Vintage From	Vintage To	Type	Side	Qty	Bal	Limit Price	Val	Matched	Status
	Today 15:53:01	SIP	SIP:NGEO-SIP				Limit Sell AON GFS	Sell	2,500	2,500	0.95 USD	2,375.00		Open
	Today 15:52:38	SIP	SIP:NGEO-SIP				Limit Buy GFS	Buy	2,500	2,500	0.75 USD	1,875.00		Open
	Today 15:32:31	Voluntary	Voluntary:CAR-CRT		2010	2023	Quote Buy AON DAY	Buy	100	100	3.00 USD-VCM	300.00		Open
	Today 15:21:03	Compliance	Compliance:NEPOOL-NPLquadv23				Limit Sell GTC	Sell	500	500	39.75 USD	19,875.00		Open
	Today 15:20:50	Compliance	Compliance:NEPOOL-NPLdualv23				Limit Sell GTC	Sell	500	500	39.65 USD	19,825.00		Open
	Today 15:20:35	Compliance	Compliance:NEPOOL-MA1v23				Limit Sell GTC	Sell	500	500	39.50 USD	19,750.00		Open

2. Click the icon and a pop-up will appear requesting the user to confirm the order for cancellation.



To amend an open order:

1. Navigate to the “pencil” icon under **Actions** on the far left. While you hover over it, **Amend** will pop up.



Actions	Created	Market	Ticker	Project ID	Vintage From	Vintage To	Type	Side	Qty	Bal	Limit Price	Val	Matched	Status
	Today 15:53:01	SIP	SIP:NGEO-SIP				Limit Sell AON GFS	Sell	2,500	2,500	0.95 USD	2,375.00		Open
	Today 15:52:38	SIP	SIP:NGEO-SIP				Limit Buy GFS	Buy	2,500	2,500	0.75 USD	1,875.00		Open
	Today 15:32:31	Voluntary	Voluntary:CAR-CRT		2010	2023	Quote Buy AON DAY	Buy	100	100	3.00 USD-VCM	300.00		Open
	Today 15:21:03	Compliance	Compliance:NEPOOL-NPLquadv23				Limit Sell GTC	Sell	500	500	39.75 USD	19,875.00		Open
	Today 15:20:50	Compliance	Compliance:NEPOOL-NPLdualv23				Limit Sell GTC	Sell	500	500	39.65 USD	19,825.00		Open
	Today 15:20:35	Compliance	Compliance:NEPOOL-MA1v23				Limit Sell GTC	Sell	500	500	39.50 USD	19,750.00		Open
	Today 15:20:24	Compliance	Compliance:NEPOOL-CT1v23				Limit Sell GTC	Sell	500	500	39.50 USD	19,750.00		Open
	Today 15:20:14	Compliance	Compliance:NEPOOL-Rinwv23				Limit Sell GTC	Sell	500	500	39.50 USD	19,750.00		Open

2. Click the icon and an order box will appear, providing you with the ability to amend certain parameters (e.g., quantity, price, etc.). Fields that are grayed out are not editable.

Users have the option to Hold an order; this temporarily suspends the order and removes it from the order book without cancelling it. To hold an open order:

1. Navigate to the “hand” icon under **Actions** on the far left. While you hover over it, **Hold** will pop up.

Actions	Created	Market	Ticker	Project ID	Vintage From	Vintage To	Type	Side	Qty	Bal	Limit Price
[Hand icon]	Today 17:25:15	SIP	SIP:NGEO-SIP				Limit Buy GTC	Buy	5,000	5,000	0.83
[Hand icon]	Today 17:24:02	SIP	SIP:NGEO-SIP				Limit Sell GTC	Sell	5,000	5,000	0.98
[Hand icon]	Today 15:53:01	SIP	SIP:NGEO-SIP				Limit Sell AON GFS	Sell	2,500	2,500	0.95
[Hand icon]	Today 15:52:38	SIP	SIP:NGEO-SIP				Limit Buy GFS	Buy	2,500	2,500	0.75
[Hand icon]	Today 15:32:31	Voluntary	Voluntary:CAR-CRT		2010	2023	Quote Buy AON DAY	Buy	100	100	3.00
[Hand icon]	Today 15:21:03	Compliance	Compliance:NEPOOL-NPLQuadv23				Limit Sell GTC	Sell	500	500	39.75

2. Click the icon and a pop-up will appear requesting you to confirm you wish to hold the order.

Lifting an Offer

Within the Order Book on any screen:

1. Click the arrow downward to view the depth of book, and then the "L" button to lift (buy) an offer.

Selecting "L" means you agree to the offer price listed.

2. **Order Ticket** will autopopulate with the offer parameters.

You can lift partial Quantity only if you see the up/down arrows next to the Ask **Quantity**.

The screenshot displays the 'Voluntary Order Book' interface. It features a table with columns for 'Product', 'Country', 'Buy' (including B Vintage, B Project, B Info, Bid Sum, Bid Qty, Bid), and 'Sell' (including Ask, Ask Qty, Lift, Ask Sum). The table lists various energy projects such as ACR-ERT, GS-VER, and VCS-VCU from different countries. A modal window titled 'Lift Offer 0001935424' is open, showing details for a specific offer, including Reference, Standard, Side, Project ID, Quantity, Limit Price, and Settlement Currency. The modal has 'Buy' and 'Sell' buttons, and a 'Lift' button. In the table, a downward arrow is circled in blue next to the 'Actions' column for the first 'VCS-VCU Forest Carbon' offer, and the 'Lift' button in the modal is also circled in blue.

Voluntary Order Book				Buy		Sell							
Actions	Standard	Project Type	Country	B Vintage	B Project	B Info	Bid Sum	Bid Qty	Bid	Ask	Ask Qty	Lift	Ask Sum
> B S R	ACR-ERT	Mining/mineral production	United States							USD-VCM	7.65	150,000	250,000
> B S R	ACR-ERT	Other	United States							USD-VCM	4.75	457	457
> B S R	GS-VER	Biogas - Cogeneration	Bulgaria							USD-VCM	7.00	23,987	23,987
> B S R	GS-VER	Biogas - Cogeneration	China							USD-VCM	7.50	10,810	38,942
> B S R	GS-VER	Landfill Gas	Turkey							USD-VCM	5.50	12,318	37,728
> B S R	GS-VER	Wind	Turkey							USD-VCM	5.25	21,064	28,406
> B S R	VCS-VCU	Emissions	China							USD-VCM	4.10	4,985	4,985
> B S R	VCS-VCU	Energy Demand	Canada							USD-VCM	15.00	10,000	10,000
> B S R	VCS-VCU	Energy Industries - renewable/non-renewable sources	Brazil							USD-VCM	6.85	50,000	55,000
> B S R	VCS-VCU	Energy Industries - renewable/non-renewable sources	China							USD-VCM	2.50	1,000	300,739
> B S R	VCS-VCU	Energy Industries - renewable/non-renewable sources	Côte d'Ivoire							USD-VCM	5.80	100,000	150,543
> B S R	VCS-VCU	Energy Industries - renewable/non-renewable sources	India							USD-VCM	3.50	20,000	371,721
> B S R	VCS-VCU	Energy Industries - renewable/non-renewable sources	Indonesia							USD-VCM	5.85	21,757	21,757
> B S R	VCS-VCU	Energy Industries - renewable/non-renewable sources	Tajikistan							USD-VCM	6.15	25,378	52,552
> B S R	VCS-VCU	Energy Industries - renewable/non-renewable sources	Turkey							USD-VCM	3.10	68,126	349,871
> B S R	VCS-VCU	Energy Industries - renewable/non-renewable sources	Uganda							USD-VCM	5.90	20,005	20,005
> B S R	VCS-VCU	Forest Carbon	Brazil							USD-VCM	8.00	33,732	285,961
> B S R	VCS-VCU	Forest Carbon	Cambodia							USD-VCM	10.25	3,300	43,148
> B S R	VCS-VCU	Forest Carbon	China							USD-VCM	8.90	20,000	20,391
										USD-VCM	8.90	20,000	20,000
										USD-VCM	9.25	107	20,107
										USD-VCM	11.50	184	20,291
										USD-VCM	13.20	100	20,391

Hitting a Bid

Within the Order Book on any screen:

1. Click the arrow downward to view the depth of book, and then the "H" button to hit (sell) a bid. Selecting "H" means you agree to the bid price listed.
 2. **Order Ticket** will autopopulate with the bid parameters. You can lift partial Quantity only if you see the up/down arrows next to the Bid **Quantity**.
- Note:** If there is no "H" button, it is an indicative bid and cannot be hit.

The screenshot displays the 'Voluntary Order Book' interface. On the left, a table lists various bids with columns for 'Standard', 'Project Type', and 'Country'. A modal window titled 'Hit Bid 1PXVQ' is open, showing fields for 'Reference', 'Standard', 'Side' (Buy/Sell), 'Project ID', 'Project Type', 'Country', 'Vintage', 'Quantity', 'Limit Price', 'Account', and 'Settlement Currency'. The 'Hit' button is highlighted in red. On the right, a table shows bid details with columns for 'S Vintage', 'B Vintage', 'B Project', 'Hit', 'Bid Sum', 'Bid Qty', and 'Bid'. A blue box highlights a bid with a quantity of 5,500, and a blue arrow points to it with the text 'No "H" = Indicative Bid'. Another blue circle highlights the 'H' button in the 'Hit' column of the table.

Xpansiv Connect Portfolio Access

The Portfolio provides a consolidated view of your portfolio of assets across multiple standards/registries and offset types in a single account.

Monitor your account through Xpansiv Connect’s extensive reporting and valuation capabilities.

- Tax & Compliance
- Accounting & Transaction
- Audit Trail

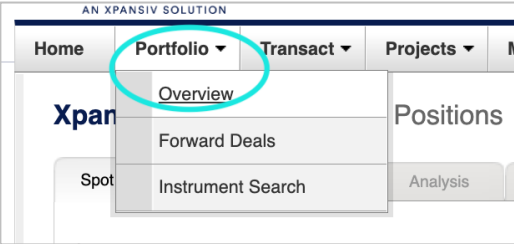
The screenshot displays the 'Xpansiv Portfolio Access: Positions' interface. It includes a navigation menu at the top with options like Home, Portfolio, Transact, Projects, My EMA, and CBL. Below the menu, there are tabs for Spot Inventory, Forward Deals, Analysis, and Retired Positions. The main section is titled 'Spot Positions' and features a 'Filter Positions by:' section with dropdown menus for Primary, Secondary, Tertiary, and Quaternary filters, along with 'Filter' and 'Clear' buttons. A 'New Batch' button is also present. Below the filters, there are 'Expand - Collapse' and 'Aggregate' options, and a pagination control showing page 2 of 2. The main data is presented in a table with the following columns: Instrument, Project Name, Reg Assgn ID, Vintage, Program, Qty, † Est Mkt Price, Est Mkt Value, Est Gain/Loss, Ccy, and Actions. The table contains three main entries, each with a 'Tax Lots' sub-entry.

Instrument	Project Name	Reg Assgn ID	Vintage	Program	Qty	† Est Mkt Price	Est Mkt Value	Est Gain/Loss	Ccy	Actions
VCU-20190101-20191031-EE-T...	THEPARAK WIND IN THAILAND	2002	2019	VCS	0					
Tax Lots	Counterparty (CP)	Date	Price Paid	Qty	Est Mkt Price	Est Mkt Value	Est Gain/Loss	Ccy		
ERT-20030101-20031231-TRP_...	Truck Stop Electrification, Georg...	ACR136	2003	ACR	943					
Tax Lots	Counterparty (CP)	Date	Price Paid	Qty	Est Mkt Price	Est Mkt Value	Est Gain/Loss	Ccy		
03Feb22-Lot1	CBL Markets Settlement		Feb 03 2022	4.50	943					
VCU-20120101-20120630-EE-IN...	Natural Gas Based Combined Cycle...	837	2012	VCS	0					
Tax Lots	Counterparty (CP)	Date	Price Paid	Qty	Est Mkt Price	Est Mkt Value	Est Gain/Loss	Ccy		

Portfolio Inventory

Portfolio > Overview displays holdings associated with linked registry accounts.

1. Log into Xpansiv Connect and click on **Portfolio > Overview**.



2. View instrument holdings and quantities under the **Spot Inventory** tab. Click on **Instrument** hyperlink for additional details.

Spot Inventory Forward Deals Analysis Retired Positions

Spot Positions

Filter Positions by: -Set Primary Filter -Set Secondary Filter -Set Tertiary Filter -Set Quaternary Filter Filter Clear New Batch

Expand - Collapse Aggregate

<< first < prev 1 2 3 next > last >>

Instrument	Project Name	Reg Assgn ID	Vintage	Program	Qty	Est Mkt Price	Est Mkt Value	Est Gain/Loss	Ccy	Actions
ERT-20170701-20171231-ND_P...	Foam Blowing Agent Project 003C	ACR454	2017	ACR	2,599					
Tax Lots	Counterparty (CP)	Date	Price Paid	Qty	Est Mkt Price	Est Mkt Value	Est Gain/Loss	Ccy		
15Sep22-Lot1	CBL Markets Settlement	Sep 15 2022	4.55	2,599						
VCU-20190101-20190930-EE-IN...	Ghani Solar Renewable Power Proj...	1792	2019	VCS	840					
Tax Lots	Counterparty (CP)	Date	Price Paid	Qty	Est Mkt Price	Est Mkt Value	Est Gain/Loss	Ccy		
15Sep22-Lot1	EMA CBL Markets Settleme...	Sep 15 2022	4.55	840						

3. Review **Instrument Details** down to the project or facility level.

Instrument Details X

Instrument Details: EIN 1246713D99

Description NY+REC-2011-3-LFG-CT I-ME II

Credit Type REC

Registry NEPOOL

Vintage Mar-2011

Fuel Type Landfill Gas (LFG)

State Certifications* Connecticut Class I
Maine Class II

Voluntary Certifications*

Valid Markets/Programs* CT Class I (Certified/Eligible)
CT Class II (Certified/Eligible)
ME Class II (Certified/Eligible)
National Any (Certified/Eligible)

Instrument Markets and Prices

Certified/Eligible	Price	Ccy	Updated
CT Class I-2011	16.50	USD	Jul 29 2011
CT Class II-2011	0.63	USD	Jul 29 2011
ME Class II-2011	0.10	USD	Jul 29 2011
National Any-2011			

Qualified ?	Price	Ccy	Updated
No Data			

Project Details: UPN 098AB777

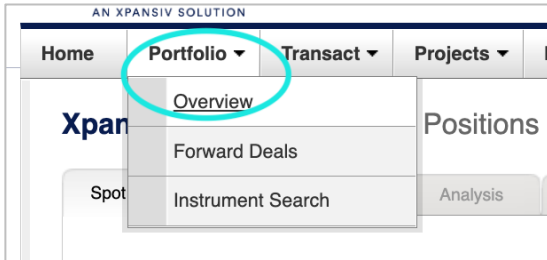
Name **BARRE LANDFILL**

Registry Assigned ID MSS1059

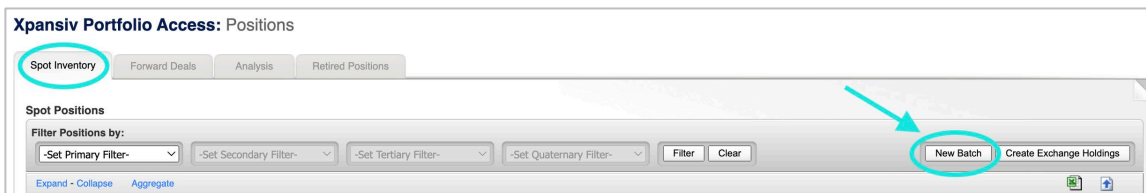
* EINs issued before March 2010 may not have assigned certifications or eligibilities. Certifications and eligibilities are derived from publicly available data and are subject to change from time to time, which changes may not be reflected in an EIN. Before taking action in reliance on the certifications and eligibilities set forth in an EIN, you should confirm their status.

Initiating a Transfer

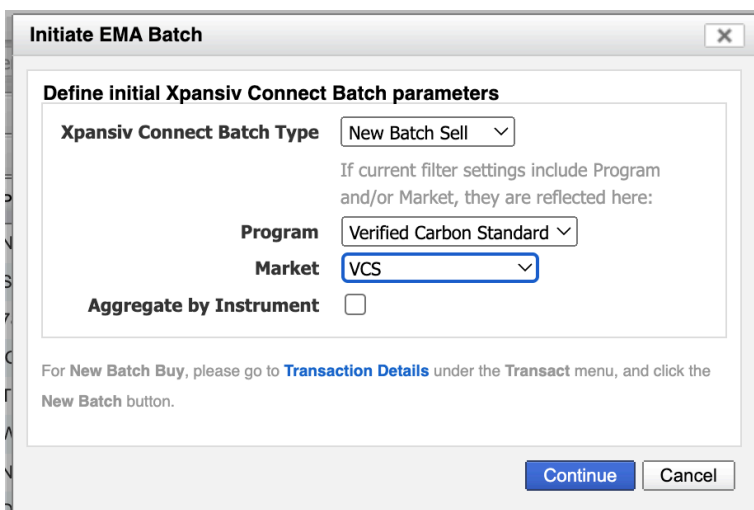
1. Log into Xpansiv Connect and click on [Portfolio > Overview](#).



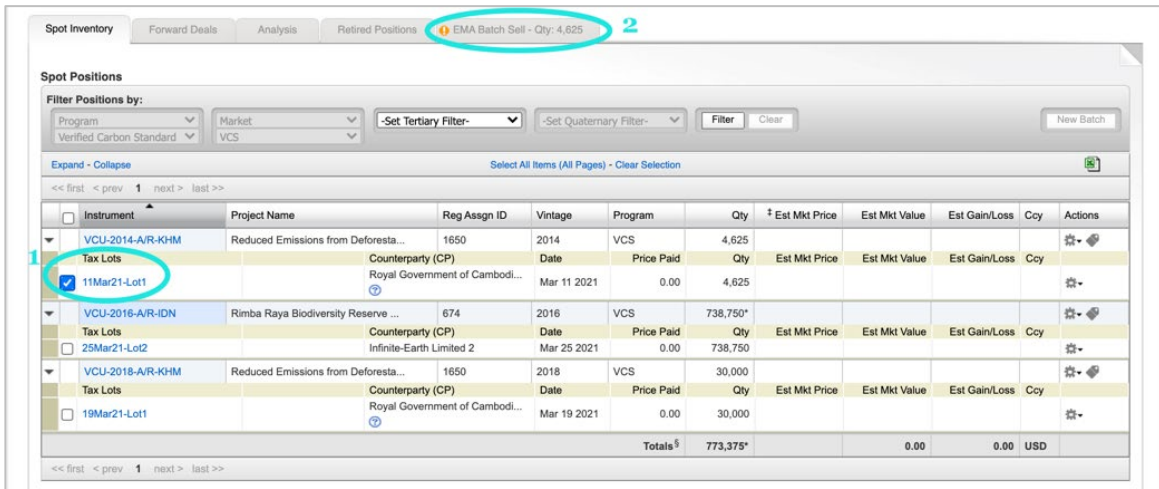
2. From the [Spot Inventory](#) tab, right click [New Batch](#).



3. In the pop-up window select the following:
 - a. **Xpansiv Connect Batch Type** – **New Batch Sell**
 - b. **Program** - Select the program or registry you are transferring
 - c. **Market** - Select the Market you are transferring
4. Click [Continue](#).



5. Select which position(s) you want to transfer by clicking the checkbox(s) on the left.



6. Select the **EMA Batch Sell** tab, and a new screen will appear. Input the price per unit in **Unit Price**. If you do not use Xpansiv Connect for accounting purposes, you can simply enter the unit price as 0.

7. Begin typing the **Counterparty Name**. It will autopopulate a list from which to select.

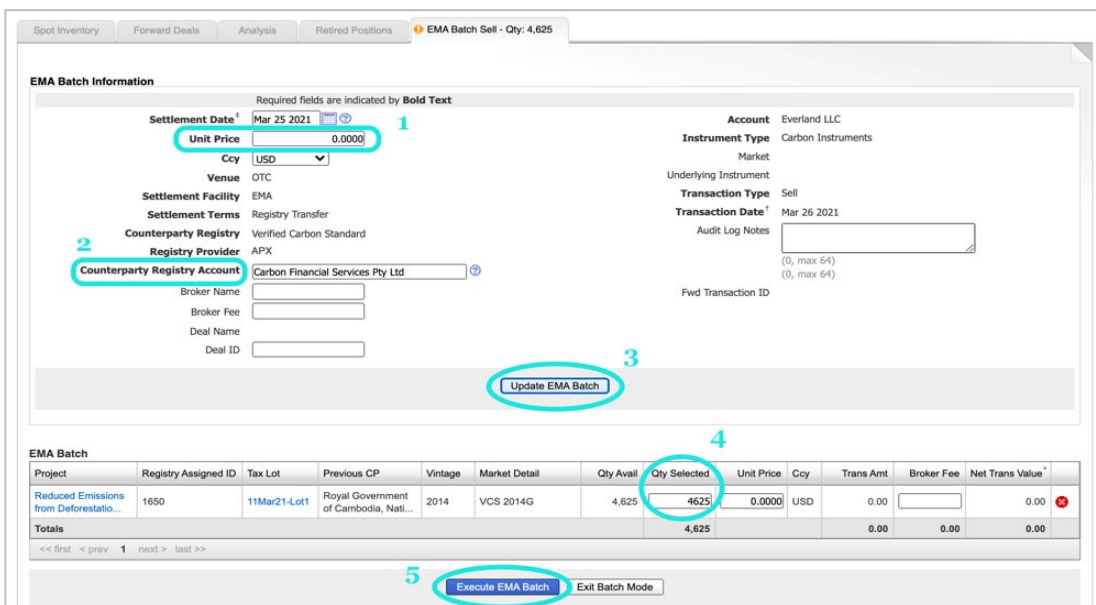
- If the counterparty's account is private in the registry, you will need their registry account number to enter in this field.
- If the user is returning Gold Standard or IREC inventory withdrawn from CBL to a primary registry account, the full account number must be entered in this field, and there will be no drop-down from which to select.

8. Click **Update EMA Batch**.

9. Edit the **Qty Selected** if you do not want to transfer the full amount.

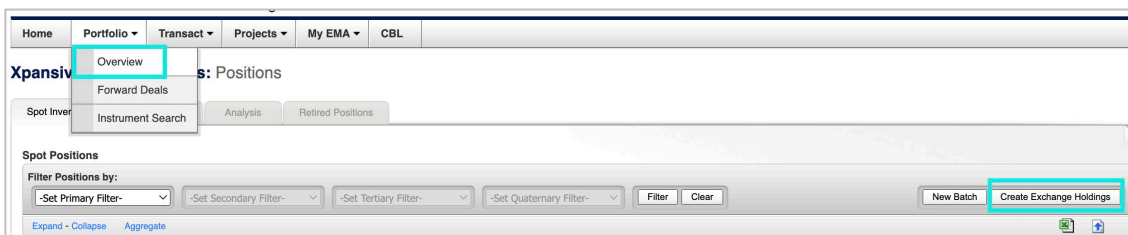
10. Review your transaction details for accuracy.

11. Click **Execute EMA Batch**.



Depositing Voluntary Carbon (VCM) to CBL

1. Log into Xpansiv Connect and click on [Portfolio > Overview](#).
2. From the [Spot Inventory](#) tab, right click [Create Exchange Holdings](#).



3. In the pop-up window select the following:
 - a. **Target Exchange** - CBL Voluntary Deposit
 - b. **Program** – Select the desired registry (Verified Carbon Standard in this example)
 - c. **Market** – Select the desired Market (VCS in this example)
 - d. Click [Continue](#).

The 'Create Exchange Holdings' pop-up window contains three dropdown menus: 'Target Exchange' (set to 'CBL Voluntary Deposit'), 'Program' (set to 'Verified Carbon Standard'), and 'Market' (set to 'VCS'). Below the dropdowns is a confirmation statement: 'In making this deposit, I confirm that I have legal title and the product has originated from my Participant registry account'. At the bottom, there are 'Continue' and 'Cancel' buttons.

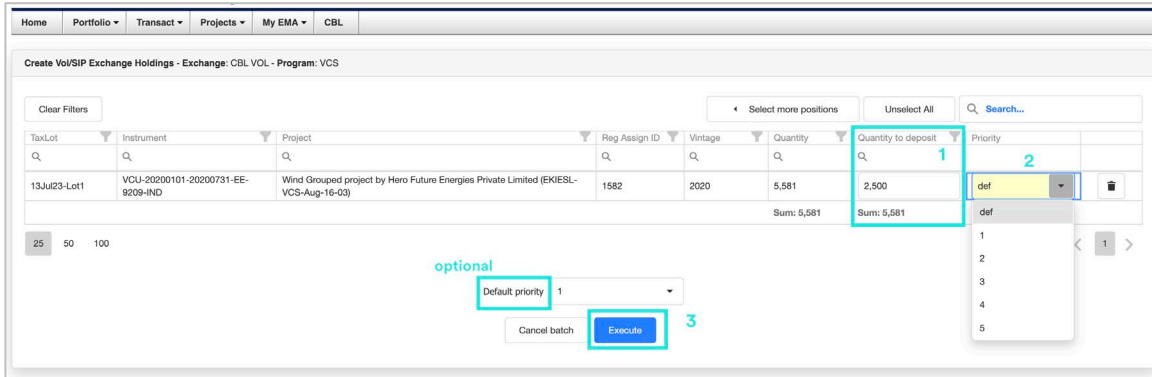
4. You will be directed to the [Create Vol/SIP Exchange Holdings](#) screen to select desired projects and vintages for VCM Deposit to CBL. Check the boxes on the left. In this example, user has filtered for Project VCS 1582 and selected vintage 2020 for deposit.

The 'Create Vol/SIP Exchange Holdings' screen displays a table of tax lots. The table has columns for Tax Lot, Instrument, Project, Reg Assign ID, Vintage, Quantity, Counterparty Name, Date, and Price. A red box highlights the 'Tax Lot' column, and a blue box highlights the 'Continue' button at the bottom. The table shows three rows of tax lots, all filtered for Project VCS 1582. The second row, with a vintage of 2020, is selected with a checked checkbox.

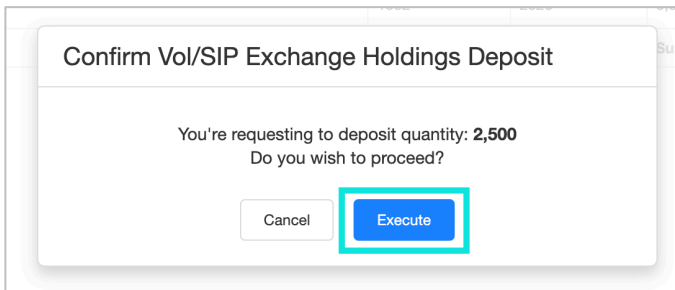
Tax Lot	Instrument	Project	Reg Assign ID	Vintage	Quantity	Counterparty Name	Date	Price
<input type="checkbox"/>	12Dec23-Lot1	VCU-20210401-20211231-EE-1541G-IND	1582	2021	43,467	Wind Grouped project by Hero Future Energies Private Limited (EKIESL-VCS-Aug-16-03)	Dec 11, 2023	0.00
<input checked="" type="checkbox"/>	13Jul23-Lot1	VCU-20200101-20200731-EE-9209-IND	1582	2020	5,581	Wind Grouped project by Hero Future Energies Private Limited (EKIESL-VCS-Aug-16-03)	Jul 12, 2023	0.00
<input type="checkbox"/>	12Dec23-Lot1	VCU-20230101-20220630-EE-15411-IND	1582	2022	68,198	Wind Grouped project by Hero Future Energies Private Limited (EKIESL-VCS-Aug-16-03)	Dec 11, 2023	0.00

5. When ready, click [Continue](#).
6. Enter [Quantity](#) of each tax lot for deposit, set [Priority](#) of delivery order, and when ready, click [Execute](#) to deposit to CBL. The deposit(s) will appear in CBL Holdings within 1-2 minutes.

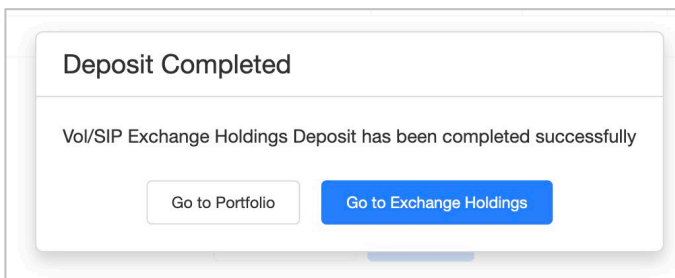
Default (“def”) priority will be set to 1 (first out); you have the option to customize their default priority in the lower center of the screen.



7. You will be asked to confirm the deposit a second time.



8. You will see **Deposit Completed** and can click a button to return to Portfolio inventory or go to the **Exchange Holdings** screen.



This snapshot of the CBL Platform **Holdings** tab shows the VCS Inventory deposited on the CBL Platform via the **Create Vol/SIP Exchange Holdings** process.

Holdings		Holding Transactions	Cash	Cash Transactions	+		
Actions	Instrument	Project ID	Vintage	Open Balance	Balance	Available	
	VCS-VCU	1660	2020		10,000	10,000	
	VCS-VCU	832	2010				
	VCS-VCU	641	2012				

Depositing Gold Standard Units for Listing

To deposit VERs on CBL, the units must first be transferred to your Participant GSF CBL Markets Listing Sub-Account to reflect holdings in Xpansiv Connect. CBL Market Operations accept the VERs into the registry sub-account. Then you can proceed to Xpansiv Connect to complete the steps to deposit to CBL.

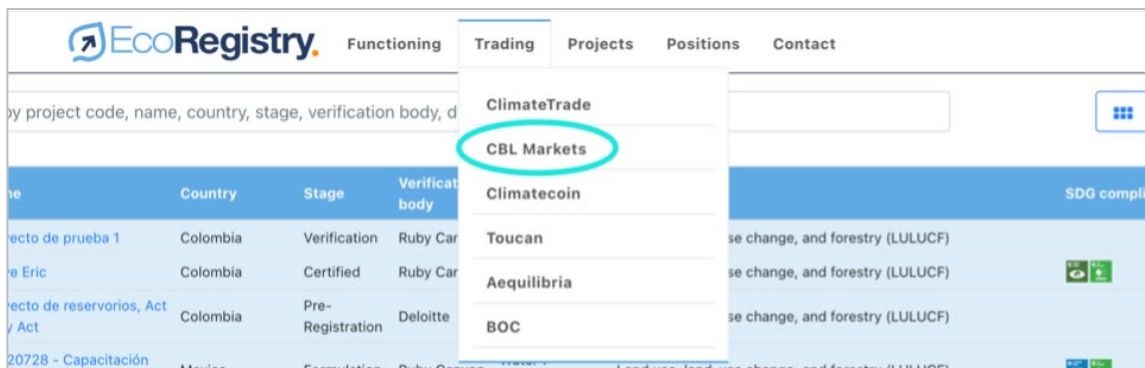
Refer to [Depositing Voluntary Carbon \(VCM\) to CBL](#).

If you need your Participant GSF CBL Markets Listing Sub-Account, please contact Client Service – clientservice@xpansiv.com.

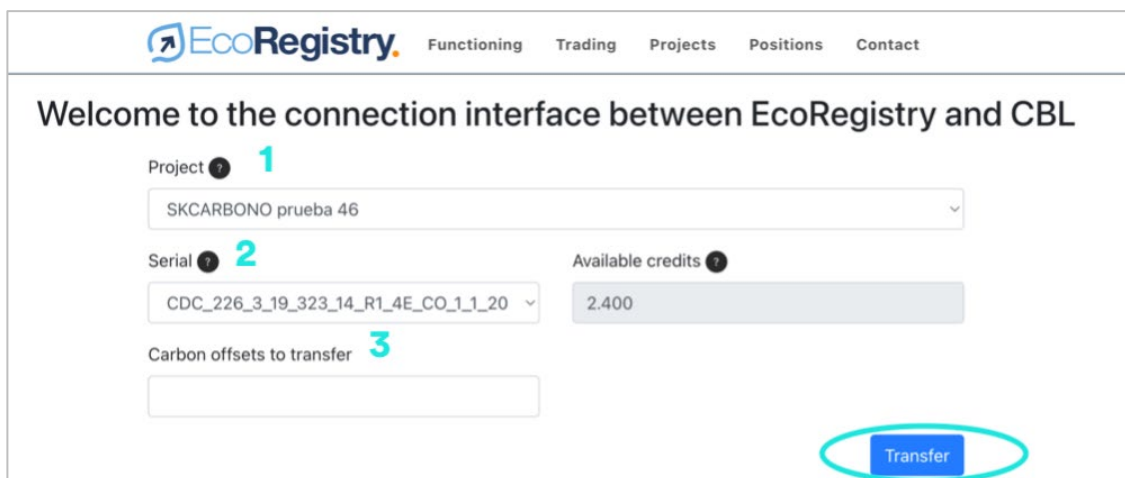
Blocking Credits in EcoRegistry for Trading CerCarbono

To deposit CERCarbono Standard Certified Offset Units (COUs) to CBL, COUs must first be blocked within EcoRegistry to reflect holdings in Xpansiv Connect.

1. Log in to EcoRegistry and click on [Trading > CBL Markets](#).



2. From this screen, select which units to block in the registry so you can then deposit to CBL for listing.
 - a. **Project** – select from the drop down.
 - b. **Serial Number** – select from the drop-down.
 - c. **Carbon Offsets to Transfer** – enter number of tonnes (cannot exceed Available Credits).
3. When ready, click [Transfer](#).



4. You will be prompted to enter a confirmation code sent via SMS or email. Once entered, click [Accept](#).

Transfer confirmation ×

A Code has been generated, which was sent by SMS to your cellphone number or to the e-mail registered on the platform. Please check your inbox or spam and enter the Code to confirm the transfer HERE, [resend code](#) SMS E-mail.

Enter the verification code

1. Code generated, please check your e-mail inbox, spam or SMS

5. “Successful Transfer” will appear once the transfer is made.

EcoRegistry. Functioning Trading Projects Positions Contact

Welcome to the connection interface between EcoRegistry and CBL

Project ?
SKCARBONO prueba 46

Serial ? Available credits ?
CDC_226_3_19_323_14_R1_4E_CO_1_1_20 2.400

Carbon offsets to transfer

1. Successful transfer

6. Blocked Credits can be viewed under [Positions > My Positions](#). The number of credits blocked will appear under the [Blocked Credits](#) column.

	Issued credits	Available credits	Buffer type	Blocked credits	Quantity
_1_2018	890.660	2.399	---	1.001	
_1_2012	33.316	100	---	-	

Once done, proceed to Xpansiv Connect and complete the steps to deposit to CBL. Refer to [Depositing Voluntary Carbon \(VCM\) to CBL](#).

Depositing IREC Units for Listing

To deposit IRECs on CBL, the units must first be transferred to your Participant CBL IREC Trading Account to reflect holdings in Xpansiv Connect. Once done, proceed to Xpansiv Connect and complete the steps to deposit to CBL. Refer to [Depositing Voluntary Carbon \(VCM\) to CBL](#).

If you need your Participant CBL IREC Trading Account number, please contact Client Service – clientservice@xpansiv.com.

Managing VCM Deposits

1. Log into Xpansiv Connect and click on **Transact > Vol/SIP Exchange Holdings**. This is where users can see what projects are deposited on CBL to trade VCM and/or SIP.

The screenshot shows the 'Transact' menu with 'Vol/SIP Exchange Holdings' selected. Below the menu is a table with the following data:

Exchange	Project	Tax Lot	Instrument	Status	Market	Program	Reg Assign ID	Vintage	Deposit Date	Qty	Qty Avail.	Qty Settled	Priority
CBL VOL	Wind Grouped project by Hero Future Energies Private Limited (EKIESL-VCS-Aug-16-03)	13Jul23-Lot1	VCU-20200101-20200731-EE-9209-IND	Deposited	VCS	VCS	1582	2020	Jun 05, 2025	2500	2,500	0	1
CBL SIP	Ningxia Xiangshen Weining Wind Farm Project	10May23-Lot2	VCU-20180301-20191231-EE-8069-CHN	Deposited	GEO	VCS	1867	2019	May 14, 2025	2500	2,500	0	1


2. On this screen you can verify the status of VCM deposits and view the **Qty Settled** via CBL transactions.
3. This screen also provides tools to change the priority of deposits and withdraw deposited inventory from CBL.

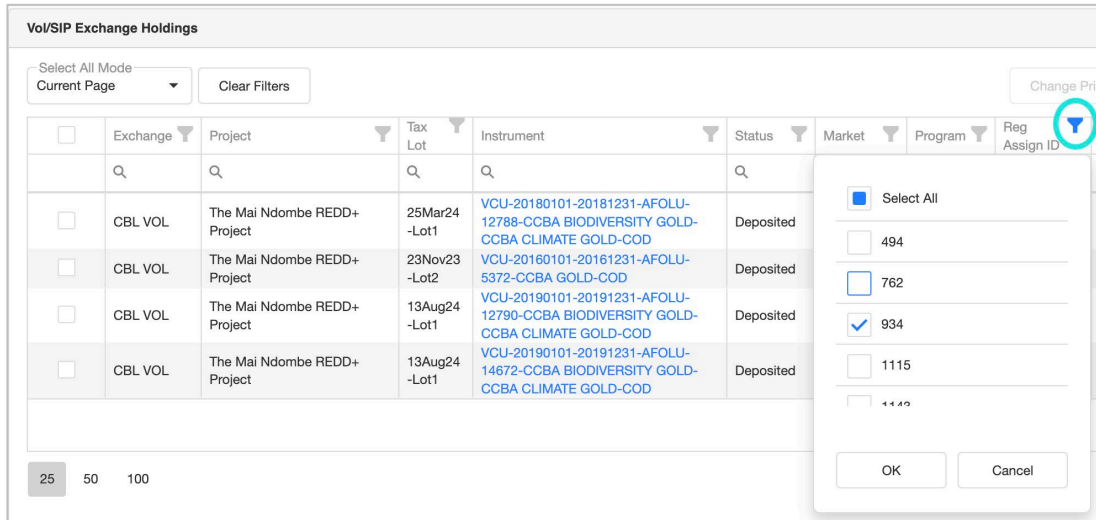
The screenshot shows the 'Vol/SIP Exchange Holdings' table with the following data:

Exchange	Project	Tax Lot	Instrument	Status	Market	Program	Reg Assign ID	Vintage	Deposit Date	Qty	Qty Avail.	Qty Settled	Priority
CBL VOL	Southern Cardamom REDD+ Project	09Dec24-Lot1	VCU-20180101-20191231-AFOLU-11158-SDG6-SDG8-SDG9-SDG11-SDG12-SDG13-SDG14-SDG15-SDG16-SDG17-CCBA BIODIVERSITY GOLD-KHM	Deposited	VCS	VCS	1748	2019	Dec 12, 2024	10000	9,000	1,000	2
CBL VOL	Linshu Biogas Recovery and Power Generation Project	13Jul23-Lot1	VCU-20200101-20201231-WHD-13459-CORSIA-CHN	Deposited	VCS	VCS	2402	2020	Feb 07, 2025	5000	4,900	100	1
CBL VOL	Wind Grouped project by Hero Future Energies Private Limited (EKIESL-VCS-Aug-16-03)	13Jul23-Lot1	VCU-20200101-20200731-EE-9209-IND	Deposited	VCS	VCS	1582	2020	Jun 05, 2025	2500	2,500	0	1
CBL VOL	The Mai Ndombe REDD+ Project	25Mar24-Lot1	VCU-20180101-20181231-AFOLU-12788-CCBA BIODIVERSITY GOLD-CCBA CLIMATE GOLD-COD	Deposited	VCS	VCS	934	2018	Feb 07, 2025	2500	2,500	0	1

Navigating the Vol/SIP Exchange Holdings Screen

FILTERING

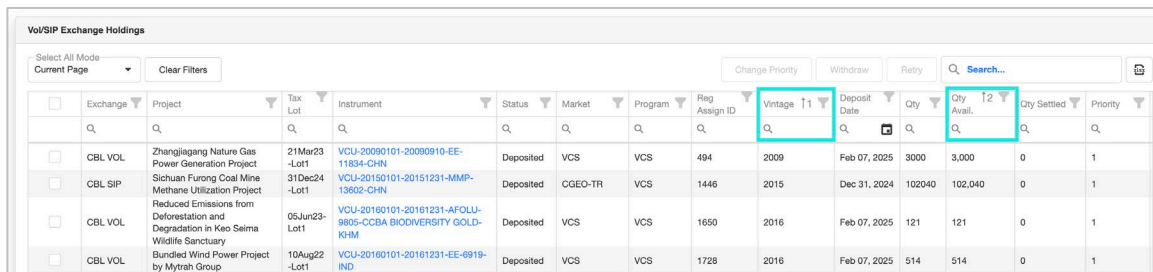
- To filter for a specific value in each column, click the filter icon  at the top of the row, and a list of values to select will be shown. In the example below, VCS 934 project rows will be displayed when **OK** is selected.



The screenshot shows the 'Vol/SIP Exchange Holdings' interface. At the top, there are controls for 'Select All Mode', 'Current Page', and 'Clear Filters'. A table lists exchange holdings with columns: Exchange, Project, Tax Lot, Instrument, Status, Market, Program, and Reg Assign ID. A filter icon is clicked on the 'Reg Assign ID' column header, opening a dropdown menu. The dropdown menu contains a 'Select All' option and a list of values: 494, 762, 934 (checked), 1115, and 1140. 'OK' and 'Cancel' buttons are at the bottom of the dropdown.

SORTING

- To sort a column, click on the label of the column. When sorted the ascending or descending arrow will be shown next to the column being sorted.
- To sort by an additional column, Shift-click the additional column. The additional column will now have a number indicating the level of the sorting for that column.
- To remove a column from the sort order, CTRL-click (PC) or Command-click (Mac) the column label.



The screenshot shows the 'Vol/SIP Exchange Holdings' interface with a table of holdings. The columns are: Exchange, Project, Tax Lot, Instrument, Status, Market, Program, Reg Assign ID, Vintage, Deposit Date, Qty, Qty Avail., City Settled, and Priority. The 'Vintage' column has a sorting arrow pointing up and the number '1', indicating it is the primary sort order. The 'Qty Avail.' column has a sorting arrow pointing up and the number '2', indicating it is the secondary sort order. The table contains four rows of data with various project details.

GLOBAL SEARCH

- Global Search:** A global search function is available that finds values across all columns. To search, enter a value into the **Search** box at the top right of the screen. Values that match the search criteria will be returned. Example shows a search for 2020 with the results. To clear the search, click the “x” in the search box.

- **Search by Column** is also available. To search for a value in a specific column, enter the value in the search area at the top of each column.

Exchange	Project	Tax Lot	Instrument	Status	Market	Program	Reg Assign ID	Vintage	Deposit Date	Qty	Qty Avail.	Qty Settled	Priority
CBL SIP	Sichuan Furong Coal Mine Methane Utilization Project	31Dec24-Lot1	VCU-20200101-20200415-MMP-14069-CHN	Deposited	CGEO	VCS	1446	2020	Dec 31, 2024	10000	10,000	0	4
CBL VOL	Paimalk Hydro Electricity Power Plant	21Mar23-Lot1	VCU-20200101-20201231-EE-12171-TUR	Deposited	VCS	VCS	1198	2020	Feb 07, 2025	929	929	0	1
CBL VOL	Wind Grouped project by Hero Future Energies Private Limited (EKIESL-VCS-Aug-16-03)	13Jul23-Lot1	VCU-20200101-20200731-EE-9209-IND	Deposited	VCS	VCS	1582	2020	Jun 05, 2025	2500	2,500	0	1

EXPORT

- To export the data from the Vol/SIP Exchange Holdings screen to Excel, click the icon in the upper right corner, and the data will be exported to a .csv file.

Exchange	Project	Tax Lot	Instrument	Status	Market	Program	Reg Assign ID	Vintage	Deposit Date	Qty	Qty Avail.	Qty Settled	Priority
CBL SIP	Sichuan Furong Coal Mine Methane Utilization Project	31Dec24-Lot1	VCU-20190101-20191231-MMP-14070-CHN	Deposited	CGEO	VCS	1446	2019	Dec 31, 2024	70834	70,834	0	3
CBL SIP	Sichuan Furong Coal Mine Methane Utilization Project	31Dec24-Lot1	VCU-20200101-20200415-MMP-14069-CHN	Deposited	CGEO	VCS	1446	2020	Dec 31, 2024	10000	10,000	0	4
CBL SIP	Ningxia Xiangshan Weining Wind Farm Project	10May23-Lot2	VCU-20190301-20191231-EE-8069-CHN	Deposited	GEO	VCS	1867	2019	May 13, 2025	2500	705	1,795	3
CBL VOL	BigCoast Forest Climate Initiative	05Nov24-Lot2	VCU-20210101-20211231-AFOLLU-15026-SDG6-SDG15-SDG14-SDG13-SDG12-CAN	Deposited	VCS	VCS	3018	2021	Apr 07, 2025	13967	13,967	0	1

VIEW DETAILS

- To view the project details, click the Project hyperlink in the **Instrument** column.

Exchange	Project	Tax Lot	Instrument	Status	Market	Program	Reg Assign ID	Vintage	Deposit Date	Qty	Qty Avail.	Qty Settled	Priority
CBL VOL	Zhangjiagang Nature Gas Power Generation Project	21Mar23-Lot1	VCU-20090101-20090910-EE-11834-CHN	Deposited	VCS	VCS	494	2009	Feb 07, 2025	3000	3,000	0	1
CBL SIP	Sichuan Furong Coal Mine Methane Utilization Project	31Dec24-Lot1	VCU-20150101-20151231-MMP-13602-CHN	Deposited	CGEO-TR	VCS	1446	2015	Dec 31, 2024	102040	102,040	0	1
CBL VOL	Reduced Emissions from Deforestation and Degradation in Keo Seima Wildlife Sanctuary	05Jun23-Lot1	VCU-20180101-20181231-AFOLLU-9805-CCBA BIODIVERSITY GOLD-KHM	Deposited	VCS	VCS	1650	2016	Feb 07, 2025	121	121	0	1
CBL VOL	Bundled Wind Power Project by Mytrah Group	10Aug22-Lot1	VCU-20180101-20181231-EE-6919-IND	Deposited	VCS	VCS	1728	2016	Feb 07, 2025	514	514	0	1

The details of the VCM Deposit will be displayed.

Instrument Details

Instrument Details: EIN 1250992A26

ID: 24027402

Description: VCU-20090101-20090910-EE-11834-CHN

Credit Type: VCU

Program: VCS

Vintage: 2009

Markets: VCS

MMI

Code	Price	Ccy	Updated Date
VCS-2009			

Project Details: UPN 098A6CF3

Name: Zhangjiagang Nature Gas Power Generation...

Registry Assigned ID: 494

RETRY

- In the event VCM deposit(s) are in the **Rejected** state, you can retry by selecting the check box on the left of the affected row and then clicking the **Retry** option. A redeposit to the CBL Platform will be attempted.

Vol/SIP Exchange Holdings														
Select All Mode		Clear Filters		Change Priority		Withdraw		Retry		Search...				
<input type="checkbox"/>	Exchange	Project	Tax Lot	Instrument	Status	Market	Program	Flag Assign ID	Vintage	Deposit Date	Qty	Qty Avail.	Qty Settled	Priority
<input checked="" type="checkbox"/>	CBL VOL	Wind Grouped project by Hero Future Energies Private Limited (EKIESL-VCS-Aug-16-03)	13Jul23-Lot1	VCU-20200101-20200731-EE-9209-IND	Rejected	VCS	VCS	1582	2020	Jun 05, 2025	1250	1,250	0	1
<input type="checkbox"/>	CBL VOL	Wind Grouped project by Hero Future Energies Private Limited (EKIESL-VCS-Aug-16-03)	13Jul23-Lot1	VCU-20200101-20200731-EE-9209-IND	Deposited	VCS	VCS	1582	2020	Jun 05, 2025	2500	2,500	0	1
<input type="checkbox"/>	CBL SIP	Ningxia Xiangshah Weining Wind Farm Project	10May23-Lot2	VCU-20190301-20191231-EE-8089-CHN	Deposited	GEO	VCS	1867	2019	May 14, 2025	2500	2,500	0	1
<input type="checkbox"/>	CBL SIP	Guohua Wulate Zhongqi Chuangjing Phase II Wind Farm Project	24Apr25-Lot1	VCU-20170101-20171231-EE-7615-CHN	Deposited	CGEO-TR	VCS	1200	2017	May 14, 2025	30000	30,000	0	1

Managing the Priority of VCM Deposits

As trades are made on the CBL Platform, the VCM Deposit quantities traded will be drawn for settlement in Xpansiv Connect. Using the Priority associated with a given VCM Deposit, you can manage how the VCM Deposits will be processed for settlement. Settlements will start with VCM Deposits with a Priority of 1 and continue in order up to Priority 5 or until all available deposits are exhausted.

- To change the priority for an existing VCM Deposit, select the relevant check box(es) on the far left for the deposits you want to update, then click **Change Priority** towards the upper right.

Vol/SIP Exchange Holdings														
Select All Mode														
Current Page														
Clear Filters														
Change Priority Withdraw Retry Search...														
<input type="checkbox"/>	Exchange	Project	Tax Lot	Instrument	Status	Market	Program	Reg Assign ID	Vintage	Deposit Date	Qty	Qty Avail.	Qty Settled	Priority
<input checked="" type="checkbox"/>	CBL VOL	Wind Grouped project by Hero Future Energies Private Limited (EKIESL-VCS-Aug-16-03)	13Jul23-Lot1	VCU-20200101-20200731-EE-9209-IND	Deposited	VCS	VCS	1582	2020	Jun 05, 2025	1250	1,250	0	1
<input type="checkbox"/>	CBL VOL	Wind Grouped project by Hero Future Energies Private Limited (EKIESL-VCS-Aug-16-03)	13Jul23-Lot1	VCU-20200101-20200731-EE-9209-IND	Deposited	VCS	VCS	1582	2020	Jun 05, 2025	2500	2,500	0	1
<input type="checkbox"/>	CBL SIP	Ningxia Xiangshan Weining Wind Farm Project	10May23-Lot2	VCU-20190301-20191231-EE-8069-CHN	Deposited	GEO	VCS	1867	2019	May 14, 2025	2500	2,500	0	1
<input type="checkbox"/>	CBL SIP	Ningxia Angli Lingwu Photovoltaic Grid Connected Power Plant Project	01May24-Lot1	VCU-20180101-20181130-EE-11819-CHN	Deposited	CGEO-TR	VCS	1143	2018	May 14, 2025	1985	1,985	0	1

- The change deposit priority pop-up will be displayed. Select the appropriate value for the Priority and click **Set New Priority**.

Change Priority ✕

2

Set New Priority

The **Priority** column will immediately update to the newly assigned deposit priority.

Vol/SIP Exchange Holdings														
Select All Mode														
Current Page														
Clear Filters														
Change Priority Withdraw Retry Search...														
<input type="checkbox"/>	Exchange	Project	Tax Lot	Instrument	Status	Market	Program	Reg Assign ID	Vintage	Deposit Date	Qty	Qty Avail.	Qty Settled	Priority
<input type="checkbox"/>	CBL VOL	Wind Grouped project by Hero Future Energies Private Limited (EKIESL-VCS-Aug-16-03)	13Jul23-Lot1	VCU-20200101-20200731-EE-9209-IND	Deposited	VCS	VCS	1582	2020	Jun 05, 2025	1250	1,250	0	2
<input type="checkbox"/>	CBL VOL	Wind Grouped project by Hero Future Energies Private Limited (EKIESL-VCS-Aug-16-03)	13Jul23-Lot1	VCU-20200101-20200731-EE-9209-IND	Deposited	VCS	VCS	1582	2020	Jun 05, 2025	2500	2,500	0	1
<input type="checkbox"/>	CBL SIP	Ningxia Xiangshan Weining Wind Farm Project	10May23-Lot2	VCU-20190301-20191231-EE-8069-CHN	Deposited	GEO	VCS	1867	2019	May 14, 2025	2500	2,500	0	1
<input type="checkbox"/>	CBL SIP	Ningxia Angli Lingwu Photovoltaic Grid Connected Power Plant Project	01May24-Lot1	VCU-20180101-20181130-EE-11819-CHN	Deposited	CGEO-TR	VCS	1143	2018	May 14, 2025	1985	1,985	0	1

VCM Deposits Settlement in Priority Order

VCM Deposits will be drawn for Settlement in Priority order from 1 through 5. When trades are executed on the CBL Platform, the quantity traded will automatically be drawn from the VCM deposits.

In this example, 2,500 VCS 1582 v20 are available under Priority 1. This means that a VCS 1582 v20 sale on CBL will first deliver inventory from the Priority 1 lot before attempting to deliver from the inventory from the 1,250 VCS 1582 v20 (priority 2) lot.

Vol/SIP Exchange Holdings														
Select All Mode		Current Page		Clear Filters		Change Priority		Withdraw		Retry		Search...		
Exchange	Project	Tax Lot	Instrument	Status	Market	Program	Reg Assign ID	Vintage	Deposit Date	Qty	Qty Avail.	Qty Settled	Priority	
<input type="checkbox"/>	CBL VOL	Wind Grouped project by Hero Future Energies Private Limited (EKIESL-VCS-Aug-16-03)	13Jul23-Lot1	VCU-20200101-20200731-EE-8209-IND	Deposited	VCS	VCS	1582	2020	Jun 05, 2025	1250	1,250	0	2
<input type="checkbox"/>	CBL VOL	Wind Grouped project by Hero Future Energies Private Limited (EKIESL-VCS-Aug-16-03)	13Jul23-Lot1	VCU-20200101-20200731-EE-9209-IND	Deposited	VCS	VCS	1582	2020	Jun 05, 2025	2500	2,500	0	1
<input type="checkbox"/>	CBL SIP	Ningxia Xiangshan Weining Wind Farm Project	10May23-Lot2	VCU-20190301-20191231-EE-8069-CHN	Deposited	GEO	VCS	1867	2019	May 14, 2025	2500	2,500	0	1
<input type="checkbox"/>	CBL SIP	Ningxia Angli Lingwu Photovoltaic Grid Connected Power Plant Project	01May24-Lot1	VCU-20180101-20181130-EE-11819-CHN	Deposited	CGEO-TR	VCS	1143	2018	May 14, 2025	1985	1,985	0	1

Viewing Settled VCM Deposits

To view Xpansiv Connect VCM Settlements:

1. Select the **Transact/Account Activity** option on the top menu.
2. Select the **Transaction History** tab on the Account Activity screen.

The screenshot displays the 'Xpansiv Transact: Account Activity' interface. At the top, there are navigation tabs: Home, Portfolio, Transact, Projects, My EMA, and CBL. A 'Select Account to View' dropdown is located in the top right. Below the navigation, the 'Transaction History' tab is active. The 'Primary Filter Criteria' section includes dropdowns for 'Transaction Type' (set to 'All') and 'Period' (set to 'Past 30 days'). There are also input fields for 'Counterparty (CP)' (set to 'CBL'), 'Transaction ID', and 'External Trade ID', along with a 'Show only Settled Transactions' checkbox. Below the filters are 'Secondary Filter Criteria' with dropdowns for primary, secondary, tertiary, and quaternary filters, and 'Filter' and 'Clear' buttons. The 'Search Results' section contains a table with the following data:

Trans ID	Last Update	Counterparty (CP)	Type	Instrument	Project Name	Vintage	Qty [#]	Price [#]	Ccy	Trans Amt	Status
1C6E92509	May 07 2025	EMA CBL Markets Settlements	Sell	VCU-20180101-20161231-AFOLL-9416-SDG6-SDG7-SDG8-SDG9-SDG1-SDG2-SDG12-SDG3-SDG11-CCBA-GOLD-SDG4-SDG10-SDG5-SDG16-SDG15-SDG14-SDG13-SDG17-IDN	Rimba Raya Biodiversity Reserve Project	2016	115	5.25	USD	603.75	Settled
1C68731E8	May 13 2025	CBL Markets SIP Settlement	Sell	VCU-20170415-20171231-EE-7621-CHN	Ningxia Xiangshan Weining Wind Farm Project	2017	64	0.27	USD	17.28	Settled
1C68731F3	May 13 2025	CBL Markets SIP Settlement	Sell	VCU-20190301-20191231-EE-8069-CHN	Ningxia Xiangshan Weining Wind Farm Project	2019	1,795	0.27	USD	484.65	Settled

In the screen above the settlements are shown in detail. The **Status** Column will reflect the current state of the settlement process for each row.

Withdrawing VCM Deposits from CBL Platform

Note: Users must use Xpansiv Connect for Withdrawal of VCM deposits from the CBL Platform; withdrawals cannot be actioned on CBL.

To withdraw all, or a portion, of a VCM Deposit from the CBL Platform:

1. Go to **Transact > Vol/SIP Exchange Holdings** on the top menu.
2. Select your withdrawals by checking the relevant boxes on the far left.
3. Click **Withdraw** towards the upper right.

Exchange	Project	Tax Lot	Instrument	Status	Market	Program	Reg Assign ID	Vintage	Deposit Date	Qty	Qty Avail.	Qty Settled	Priority	
<input checked="" type="checkbox"/>	CBL VOL	Wind Grouped project by Hero Future Energies Private Limited (EKIESL-VCS-Aug-16-03)	13Jul23-Lot1	VCU-20200101-20200731-EE-8209-IND	Deposited	VCS	VCS	1582	2020	Jun 05, 2025	1250	1,250	0	2
<input type="checkbox"/>	CBL VOL	Wind Grouped project by Hero Future Energies Private Limited (EKIESL-VCS-Aug-16-03)	13Jul23-Lot1	VCU-20200101-20200731-EE-8209-IND	Deposited	VCS	VCS	1582	2020	Jun 05, 2025	2500	2,500	0	1
<input type="checkbox"/>	CBL SIP	Ningxia Xiangshan Weining Wind Farm Project	10May23-Lot2	VCU-20190301-20191231-EE-8069-CHN	Deposited	GEO	VCS	1867	2019	May 14, 2025	2500	2,500	0	1
<input type="checkbox"/>	CBL SIP	Guohua Wulate Zhongqi Chuanjing Phase II Wind Farm Project	24Apr25-Lot1	VCU-20170101-20171231-EE-7615-CHN	Deposited	CGEO-TR	VCS	1200	2017	May 14, 2025	30000	30,000	0	1

4. A new screen will appear showing the rows selected for Withdrawal. You have the option to adjust the quantity you want to withdraw in the right column. You can also remove a row by clicking the trash can icon on the right. When ready, click **Submit**.

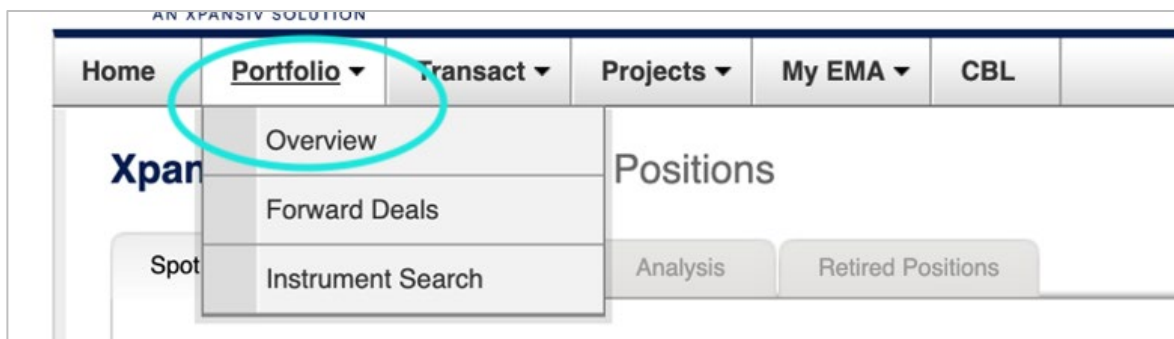
Exchange	Project	Tax Lot	Product Code	Transaction ID	Reg Assign ID	Vintage	Quantity	Quantity To Withdraw
CBL VOL	Wind Grouped project by Hero Future Energies Private Limited (EKIESL-VCS-Aug-16-03)	13Jul23-Lot1	VCS-VCU-1582-2020	1836CFBF5	1582	2020	1,250	500
							Sum: 1,250	Sum: 500

Once you click **Submit**, the units will be returned to your Portfolio Inventory within 1-2 minutes.

Unblocking Credits in Xpansiv Connect for Return to EcoRegistry

To return blocked credits to EcoRegistry inventory, COUs must first be withdrawn from Voluntary deposit on CBL and then unblocked in Xpansiv Connect.

1. To unblock credits for return to EcoRegistry inventory, log in to Xpansiv Connect and click on [Portfolio > Overview](#).

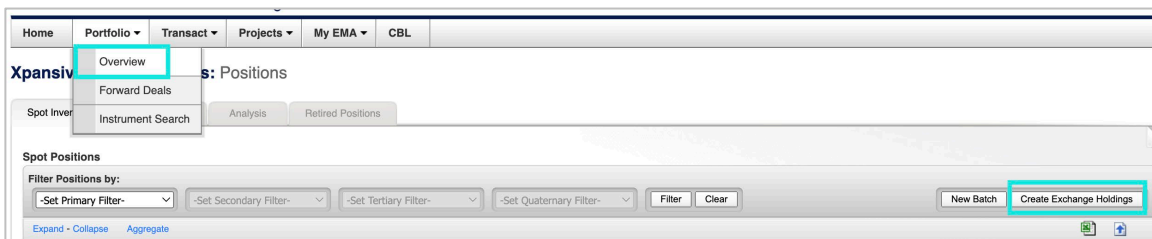


2. Click on the cog wheel icon located to the right on the line of the credits you want to unblock. You will see the options [Sell](#), [Export](#), and [Retire](#). To unblock, click [Export](#).

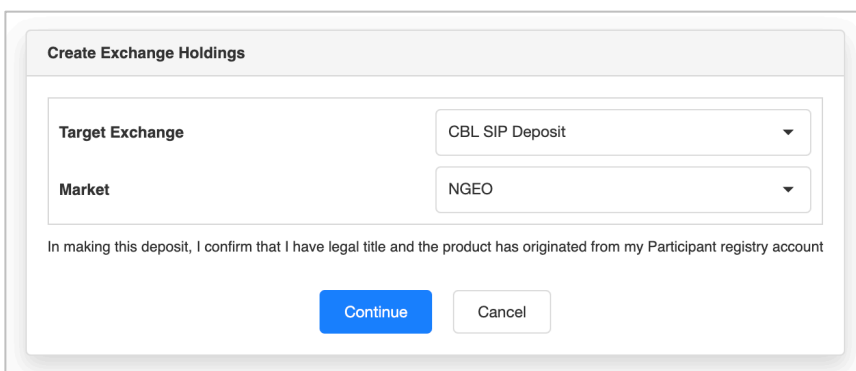


Depositing SIP to CBL

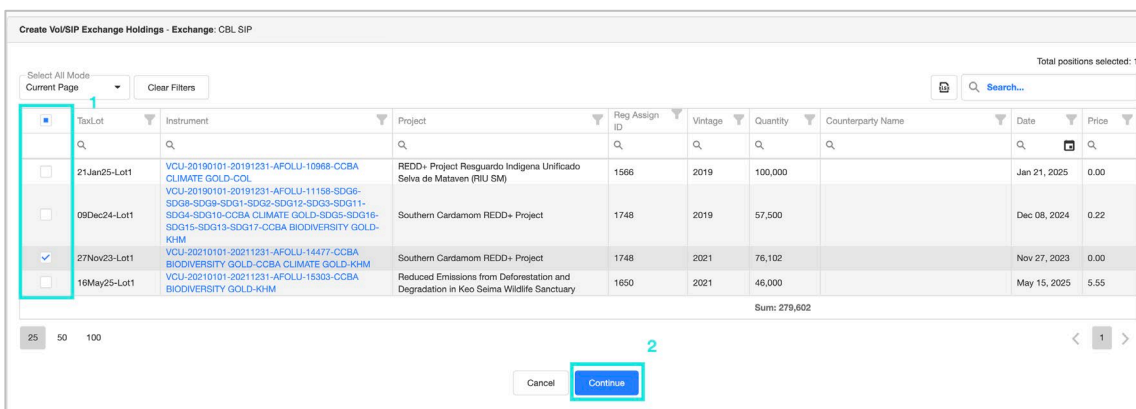
1. Log into Xpansiv Connect and click on [Portfolio > Overview](#).
2. From the [Spot Inventory](#) tab, right click [Create Exchange Holdings](#).



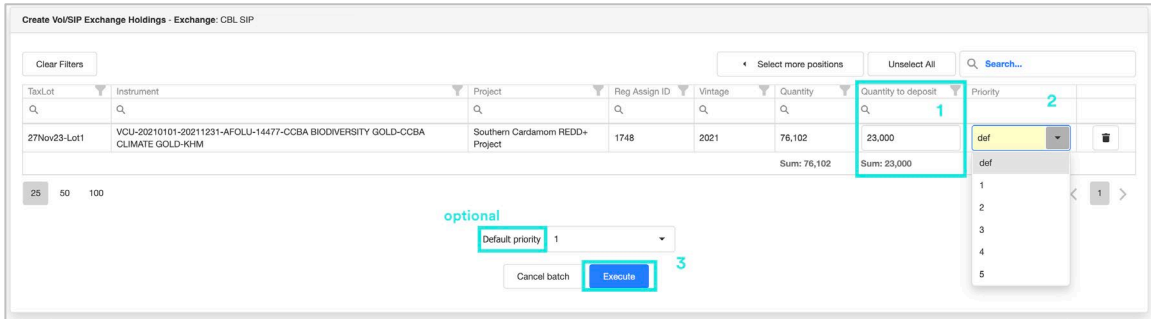
3. In the pop-up window select the following:
 - a. **Target Exchange** - CBL SIP Deposit
 - b. **Market** - Select the appropriate market (NGEO for this example).
 - c. Click [Continue](#).



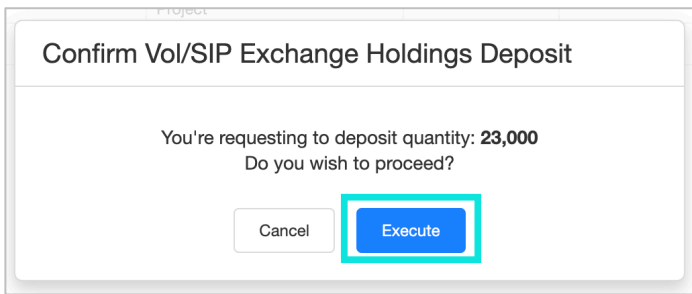
4. You will be directed to the [Create Vol/SIP Exchange Holdings](#) screen to select desired projects and vintages for VCM Deposit to CBL by checking the boxes on the left.
5. In this example, user has filtered for Project VCS 1582 and selected vintage 2020 for deposit. When ready, click [Continue](#).



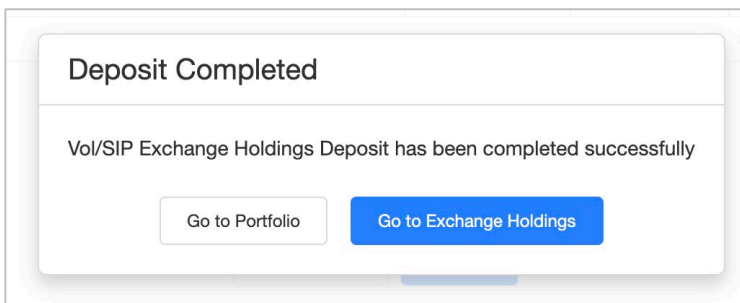
- Enter **Quantity** of each tax lot for deposit, set **Priority** of delivery order, and when ready, click **Execute** to deposit to CBL. The deposit(s) will appear in CBL Holdings within 1-2 minutes.
- Default (“def”) priority is set to 1 (first out); you have the option to customize their default priority in the lower center of the screen.



- You will be asked to confirm the deposit a second time.



- You will see **Deposit Completed** and can click to return to Portfolio inventory or go to the **Exchange Holdings** screen.



- This snapshot of the CBL Platform **Holdings** tab shows the NGENO Inventory deposited on the CBL Platform via the Create Vol/SIP Exchange Holdings process.

Holdings						
Holding Transactions		Cash	Cash Transactions	+		
Actions	Instrument	Project ID	Vintage	Open Balance	Balance	Available
	CGEO-TR			253,572	253,572	34,882
	CGEO			123,911	123,911	
	NGEO				23,000	23,000
	GEO			3,205	3,205	

Managing SIP Deposits

1. Log into Xpansiv Connect and click on **Transact > Vol/SIP Exchange Holdings**. This is where you can see what projects are deposited on CBL to trade SIP and/or VCM.

The screenshot shows the 'Transact' menu with 'Vol/SIP Exchange Holdings' selected. Below the menu is a table of exchange holdings:

Exchange	Instrument	Status	Market	Program	Reg Assign ID	Vintage	Deposit Date	Qty	Qty Avail.	Qty Settled	Priority
CBL VOL	Wind Grouped project by Hero Future Energies Private Limited (EKIESL-VCS-Aug-16-03)	Deposited	VCS	VCS	1582	2020	Jun 05, 2025	2500	2,500	0	1
CBL SIP	Ningxia Xiangshan Weining Wind Farm Project	Deposited	GEO	VCS	1867	2019	May 14, 2025	2500	2,500	0	1

2. On this screen you can verify the status of SIP deposits and view the **Qty Settled** via CBL transactions.
3. This screen also provides tools to change the priority of deposits and withdraw deposited inventory from CBL.


The screenshot shows the 'SIP Deposits' screen with a detailed table of deposit transactions:

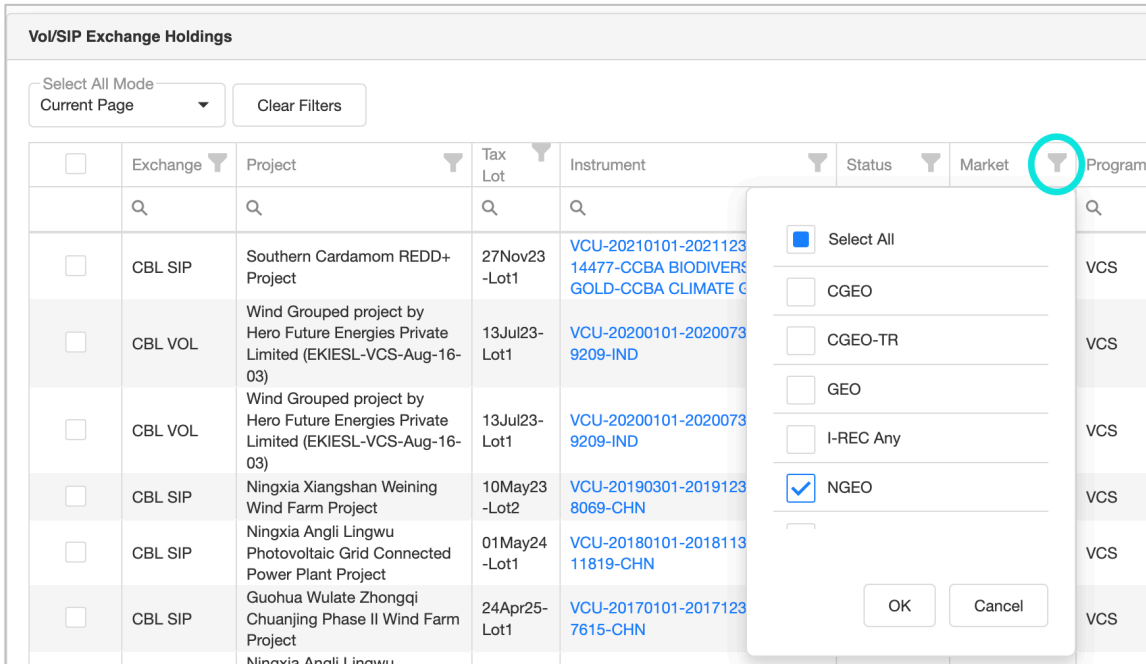
Market	Status	Program	Project	Instrument	Vintage	Qty	Qty Avail.	Qty Settled	Priority	Actions
CGEO	Deposited	VCS	1519 - Satara Wind Power Project in Maharashtra, India.	VCU-20201101-20201231-EE-IND	2020	5985	5985	0		🔍
CGEO	Deposited	VCS	1660 - Wind bundle project in Maharashtra by Sispara	VCU-20201101-20201231-EE-IND	2020	5675	5675	0		🔍
CGEO	Deposited	VCS	762 - Grid connected electricity generation from renewable sources: Uzuncayir 82.0 MW Hydroelectric Power Plant Project, Turkey	VCU-20190101-20191201-EE-TUR	2019	897	897	0	3	🔍
NGEO	Deposited	VCS	902 - KARIBA REDD+ PROJECT	VCU-20160101-20160630-AFOLU-ZWE	2016	6263	6263	0		🔍
NGEO	Deposited	VCS	902 - KARIBA REDD+ PROJECT	VCU-20160701-20161231-AFOLU-ZWE	2016	26573	26573	0		🔍
GEO	Deposited	VCS	2478 - Reducing Gas Leakages within the Titas Gas Distribution Network in Bangladesh	VCU-20191108-20201231-FUEL-BGD	2019	500	500	0		🔍
CGEO	Deposited	VCS	1758 - Derail Hydroelectric Power Plant	VCU-20200101-20200930-EE-TUR	2020	333	333	0	3	🔍

Summary: Count: 7, Sum: 46226, Sum: 46226, Sum: 0

Navigating the Vol/SIP Exchange Holdings Screen

FILTERING

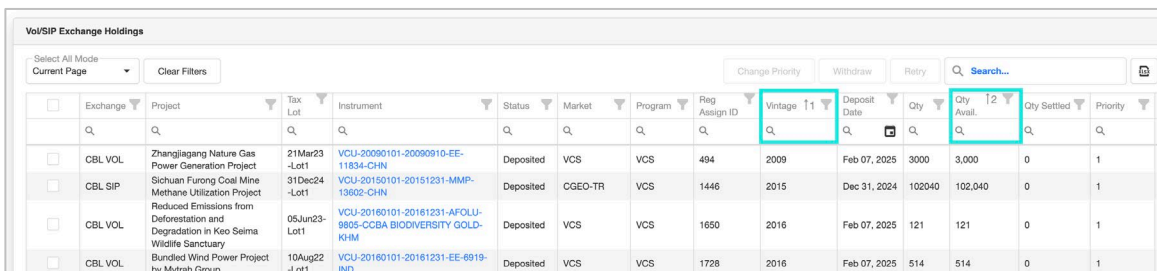
- To filter for a specific value in each column, click the filter icon  at the top of the row, and a list of values to select will be shown. In the example below the NCEO Market rows will be displayed when **OK** is selected.



Exchange	Project	Tax Lot	Instrument	Status	Market	Program
CBL SIP	Southern Cardamom REDD+ Project	27Nov23-Lot1	VCU-20210101-202112314477-CCBA BIODIVERSITY GOLD-CCBA CLIMATE C		VCS	VCS
CBL VOL	Wind Grouped project by Hero Future Energies Private Limited (EKIESL-VCS-Aug-16-03)	13Jul23-Lot1	VCU-20200101-20200739209-IND		VCS	VCS
CBL VOL	Wind Grouped project by Hero Future Energies Private Limited (EKIESL-VCS-Aug-16-03)	13Jul23-Lot1	VCU-20200101-20200739209-IND		VCS	VCS
CBL SIP	Ningxia Xiangshan Weining Wind Farm Project	10May23-Lot2	VCU-20190301-20191238069-CHN		VCS	VCS
CBL SIP	Ningxia Angli Lingwu Photovoltaic Grid Connected Power Plant Project	01May24-Lot1	VCU-20180101-201811311819-CHN		VCS	VCS
CBL SIP	Guohua Wulate Zhongqi Chuanjing Phase II Wind Farm Project	24Apr25-Lot1	VCU-20170101-20171237615-CHN		VCS	VCS

SORTING

- To sort a column, click on the label of the column. When sorted the ascending or descending arrow will be shown next to the column being sorted.
- To sort by an additional column, Shift-click the additional column. The additional column will now have a number indicating the level of the sorting for that column.
- To remove a column from the sort order, CTRL-click (PC) or Command-click (Mac) the column label.



Exchange	Project	Tax Lot	Instrument	Status	Market	Program	Reg Assign ID	Vintage	Deposit Date	Qty	City Avail.	Qty Settled	Priority
CBL VOL	Zhangjiagang Nature Gas Power Generation Project	21Mar23-Lot1	VCU-20090101-20090910-EE-11834-CHN	Deposited	VCS	VCS	494	2009	Feb 07, 2025	3000	3,000	0	1
CBL SIP	Sichuan Fulong Coal Mine Methane Utilization Project	31Dec24-Lot1	VCU-20150101-20151231-MMPI-13602-CHN	Deposited	CGEO-TR	VCS	1446	2015	Dec 31, 2024	102040	102,040	0	1
CBL VOL	Reduced Emissions from Deforestation and Degradation in Keo Seima Wildlife Sanctuary	05Jun23-Lot1	VCU-20180101-20181231-AFOLLU-8605-CCBA BIODIVERSITY GOLD-KHM	Deposited	VCS	VCS	1650	2016	Feb 07, 2025	121	121	0	1
CBL VOL	Bundled Wind Power Project by Myrath Group	10Aug22-Lot1	VCU-20160101-20161231-EE-6919-IND	Deposited	VCS	VCS	1728	2016	Feb 07, 2025	514	514	0	1

GLOBAL SEARCH

- **Global Search:** A global search function is available that finds values across all columns. To search, enter a value into the **Search** box at the top right of the screen. Values that match the search criteria will be returned. Example shows a search for 2020 with the results. To clear the search, click the “x” in the search box.
- **Search by Column** is also available. To search for a value in a specific column, enter the value in the search area at the top of each column.

Exchange	Project	Tax Lot	Instrument	Status	Market	Program	Reg Assign ID	Vintage	Deposit Date	Qty	Qty Avail.	Qty Settled	Priority
CBL SIP	Sichuan Furong Coal Mine Methane Utilization Project	31Dec24-Lot1	VCU-20200101-20200415-MMP-14069-CHN	Deposited	CGEO	VCS	1446	2020	Dec 31, 2024	10000	10,000	0	4
CBL VOL	Pembelik Hydro Electricity Power Plant	21Mar23-Lot1	VCU-20200101-20201231-EE-12171-TUR	Deposited	VCS	VCS	1198	2020	Feb 07, 2025	929	929	0	1
CBL VOL	Wind Grouped project by Hero Future Energies Private Limited (ERISL-VCS-Aug-18-03)	13Jul23-Lot1	VCU-20200101-20200731-EE-9209-IND	Deposited	VCS	VCS	1582	2020	Jun 05, 2025	2500	2,500	0	1

EXPORT

- To export the data from the **Vol/SIP Exchange Holdings** screen to Excel, click the  icon in the upper right corner and the data will be exported to a .csv file.

Exchange	Project	Tax Lot	Instrument	Status	Market	Program	Reg Assign ID	Vintage	Deposit Date	Qty	Qty Avail.	Qty Settled	Priority
CBL SIP	Sichuan Furong Coal Mine Methane Utilization Project	31Dec24-Lot1	VCU-20190101-20191231-MMP-14070-CHN	Deposited	CGEO	VCS	1446	2019	Dec 31, 2024	70834	70,834	0	3
CBL SIP	Sichuan Furong Coal Mine Methane Utilization Project	31Dec24-Lot1	VCU-20200101-20200415-MMP-14069-CHN	Deposited	CGEO	VCS	1446	2020	Dec 31, 2024	10000	10,000	0	4
CBL SIP	Ningxia Xiangshan Weining Wind Farm Project	10May23-Lot2	VCU-20190301-20191231-EE-8069-CHN	Deposited	GEO	VCS	1867	2019	May 13, 2025	2500	705	1,795	3
CBL VOL	BigCoast Forest Climate Initiative	05Nov24-Lot2	VCU-20210101-20211231-AFOLLU-15026-SDG6-SDG15-SDG14-SDG13-SDG12-CAN	Deposited	VCS	VCS	3018	2021	Apr 07, 2025	13967	13,967	0	1

VIEW DETAILS

- To view the project details, click the project hyperlink in the **Instrument** column.

Exchange	Project	Tax Lot	Instrument	Status	Market	Program	Reg Assign ID	Vintage	Deposit Date	Qty	Qty Avail.	Qty Settled	Priority
CBL VOL	Zhangjiagang Nature Gas Power Generation Project	21Mar23-Lot1	VCU-20090101-20090910-EE-11834-CHN	Deposited	VCS	VCS	494	2009	Feb 07, 2025	3000	3,000	0	1
CBL SIP	Sichuan Fulong Coal Mine Methane Utilization Project	31Dec24-Lot1	VCU-20160101-20151231-MMP-13602-CHN	Deposited	CGEO-TR	VCS	1446	2015	Dec 31, 2024	102040	102,040	0	1
CBL VOL	Reduced Emissions from Deforestation and Degradation in Keo Seima Wildlife Sanctuary	05Jun23-Lot1	VCU-20180101-20181231-AFOLU-9805-CCBA BIODIVERSITY GOLD-KHM	Deposited	VCS	VCS	1650	2016	Feb 07, 2025	121	121	0	1
CBL VOL	Bundled Wind Power Project by Mytrah Group	10Aug22-Lot1	VCU-20160101-20161231-EE-6919-IND	Deposited	VCS	VCS	1728	2016	Feb 07, 2025	514	514	0	1

The details of the SIP Deposit will be displayed.

Instrument Details			
Instrument Details: EIN 125496D293			
ID:	19816335		
Description:	VCU-20210101-20211231-AFOLU-14477-CCBA BIODIVERSITY GOLD-CCBA CLIMATE GOLD-KHM		
Credit Type:	VCU		
Program:	VCS		
Vintage:	2021		
Markets:	NGEO NGEOv21 VCS		
Project Details: UPN 09D331F0			
Name:	Southern Cardamom REDD+ Project		
Registry Assigned ID:	1748		
MMI			
Code	Price	Ccy	Updated Date
NGEO-2021			
NGEOv21-2021			
VCS-2021			

RETRY

- In the event deposit(s) are in the **Rejected** state, you can retry by selecting the check box on the left of the affected row and then clicking the **Retry** option. A redeposit to the CBL Platform will be attempted.

Exchange	Project	Tax Lot	Instrument	Status	Market	Program	Reg Assign ID	Vintage	Deposit Date	Qty	Qty Avail.	Qty Settled	Priority	Actions	
<input checked="" type="checkbox"/>	CBL SIP	Southern Cardamom REDD+ Project	27Nov23-Lot1	VCU-20210101-20211231-AFOLU-14477-CCBA BIODIVERSITY GOLD-CCBA CLIMATE GOLD-KHM	Rejected	NGEO	VCS	1748	2021	Jun 05, 2025	12500	12,500	0	1	Q
<input type="checkbox"/>	CBL SIP	Southern Cardamom REDD+ Project	27Nov23-Lot1	VCU-20210101-20211231-AFOLU-14477-CCBA BIODIVERSITY GOLD-CCBA CLIMATE GOLD-KHM	Deposited	NGEO	VCS	1748	2021	Jun 05, 2025	23000	23,000	0	1	Q
<input type="checkbox"/>	CBL VOL	Wind Grouped project by Hero Future Energies Private Limited (EKESL-VCS-Aug-16-03)	13Jul23-Lot1	VCU-20200101-20200731-EE-8209-IND	Deposited	VCS	VCS	1582	2020	Jun 05, 2025	1250	1,250	0	2	Q
<input type="checkbox"/>	CBL VOL	Wind Grouped project by Hero Future Energies Private Limited (EKESL-VCS-Aug-16-03)	13Jul23-Lot1	VCU-20200101-20200731-EE-8209-IND	Deposited	VCS	VCS	1582	2020	Jun 05, 2025	2500	2,500	0	1	Q

Managing the Priority of SIP Deposits

As trades are made on the CBL Platform, the SIP Deposit quantities traded will be drawn for settlement in Xpansiv Connect. Using the Priority associated with a given SIP Deposit, you can manage how the SIP Deposits will be processed for settlement. Settlements will start with SIP Deposits with a Priority of 1 and continue in order up to Priority 5 or until all available deposits are exhausted.

- To change the Priority for an existing SIP Deposit, select the relevant check box(es) on the far left for the deposits you want to update, then click **Change Priority** towards the upper right.

Exchange	Project	Tax Lot	Instrument	Status	Market	Program	Reg Assign ID	Vintage	Deposit Date	Qty	Qty Avail.	Qty Settled	Priority	Actions	
<input checked="" type="checkbox"/>	CBL SIP	Southern Cardamom REDD+ Project	27Nov23-Lot1	VCU-20210101-20211231-AFOLU-14477-CCBA BIODIVERSITY GOLD-CCBA CLIMATE GOLD-KHM	Deposited	NGEO	VCS	1748	2021	Jun 05, 2025	12500	12,500	0	1	
<input type="checkbox"/>	CBL SIP	Southern Cardamom REDD+ Project	27Nov23-Lot1	VCU-20210101-20211231-AFOLU-14477-CCBA BIODIVERSITY GOLD-CCBA CLIMATE GOLD-KHM	Deposited	NGEO	VCS	1748	2021	Jun 05, 2025	23000	23,000	0	1	
<input type="checkbox"/>	CBL VOL	Wind Grouped project by Hero Future Energies Private Limited (EKIESL-VCS-Aug-16-03)	13Jul23-Lot1	VCU-20200101-20200731-EE-9209-IND	Deposited	VCS	VCS	1582	2020	Jun 05, 2025	1250	1,250	0	2	
<input type="checkbox"/>	CBL VOL	Wind Grouped project by Hero Future Energies Private Limited (EKIESL-VCS-Aug-16-03)	13Jul23-Lot1	VCU-20200101-20200731-EE-9209-IND	Deposited	VCS	VCS	1582	2020	Jun 05, 2025	2500	2,500	0	1	

- The change deposit priority pop-up will be displayed. Select the appropriate value for Priority and click **Set New Priority**.

Change Priority

X

2

Set New Priority

The **Priority** column will immediately update to the newly assigned deposit priority.

Exchange	Project	Tax Lot	Instrument	Status	Market	Program	Reg Assign ID	Vintage	Deposit Date	Qty	Qty Avail.	Qty Settled	Priority	Actions	
<input type="checkbox"/>	CBL SIP	Southern Cardamom REDD+ Project	27Nov23-Lot1	VCU-20210101-20211231-AFOLU-14477-CCBA BIODIVERSITY GOLD-CCBA CLIMATE GOLD-KHM	Deposited	NGEO	VCS	1748	2021	Jun 05, 2025	12500	12,500	0	2	
<input type="checkbox"/>	CBL SIP	Southern Cardamom REDD+ Project	27Nov23-Lot1	VCU-20210101-20211231-AFOLU-14477-CCBA BIODIVERSITY GOLD-CCBA CLIMATE GOLD-KHM	Deposited	NGEO	VCS	1748	2021	Jun 05, 2025	23000	23,000	0	1	
<input type="checkbox"/>	CB	Wind Grouped project by Hero Future Energies Private Limited (EKIESL-VCS-Aug-16-03)	13Jul23-Lot1	VCU-20200101-20200731-EE-9209-IND	Deposited	VCS	VCS	1582	2020	Jun 05, 2025	1250	1,250	0	2	
<input type="checkbox"/>	CB	Wind Grouped project by Hero Future Energies Private Limited (EKIESL-VCS-Aug-16-03)	13Jul23-Lot1	VCU-20200101-20200731-EE-9209-IND	Deposited	VCS	VCS	1582	2020	Jun 05, 2025	2500	2,500	0	1	

SIP Deposits Settlement in Priority Order

SIP Deposits will be drawn for Settlement in Priority order from 1 through 5. When trades are executed on the CBL Platform, the quantity traded will automatically be drawn from the SIP deposits. In this example, the SIP Deposits processed in the previous steps will be used for trading on the CBL Platform.

23,000 NCEO are available under Priority 1. This means that any NCEO sale on CBL will first deliver inventory from the 23,000 VCS 1748 (priority 1) lot before attempting to deliver from the 12,500 VCS 1748 (priority 2) lot.

Vol/SIP Exchange Holdings															
Select All Mode															
Current Page															
Clear Filters															
Change Priority Withdraw Retry Search...															
Exchange	Project	Tax Lot	Instrument	Status	Market	Program	Reg Assign ID	Vintage	Deposit Date	Qty	Qty Avail.	Qty Settled	Priority	Actions	
<input type="checkbox"/>	CBLSIP	Southern Cardamom REDD+ Project	27Nov23-Lot1	VCU-20210101-20211231-AFOLU-14477-CCBA BIODIVERSITY GOLD-CCBA CLIMATE GOLD-KHM	Deposited	NGEO	VCS	1748	2021	Jun 05, 2025	12500	12,500	0	2	<input type="checkbox"/>
<input type="checkbox"/>	CBLSIP	Southern Cardamom REDD+ Project	27Nov23-Lot1	VCU-20210101-20211231-AFOLU-14477-CCBA BIODIVERSITY GOLD-CCBA CLIMATE GOLD-KHM	Deposited	NGEO	VCS	1748	2021	Jun 05, 2025	23000	23,000	0	1	<input type="checkbox"/>
<input type="checkbox"/>	CB	Wind Grouped project by Hero Future Energies Private Limited (EKIESL-VCS-Aug-16-03)	13Jul23-Lot1	VCU-20200101-20200731-EE-9209-IND	Deposited	VCS	VCS	1582	2020	Jun 05, 2025	1250	1,250	0	2	<input type="checkbox"/>
<input type="checkbox"/>	CB	Wind Grouped project by Hero Future Energies Private Limited (EKIESL-VCS-Aug-16-03)	13Jul23-Lot1	VCU-20200101-20200731-EE-9209-IND	Deposited	VCS	VCS	1582	2020	Jun 05, 2025	2500	2,500	0	1	<input type="checkbox"/>

Viewing Settled SIP Deposits

To view Xpansiv Connect SIP Settlements:

1. Select the **Transact/Account Activity** option on the top menu.
2. Select the **Transaction History** tab on the **Account Activity** screen.

The screenshot shows the 'Xpansiv Transact: Account Activity' interface. It includes a navigation bar with 'Home', 'Portfolio', 'Transact', 'Projects', 'My EMA', and 'CBL'. A 'Select Account to View' dropdown is in the top right. The main area has tabs for 'Current Transactions' and 'Transaction History'. Below the tabs are filter sections: 'Primary Filter Criteria' with dropdowns for 'Transaction Type' (All) and 'Period' (Post 30 days), and input fields for 'Counterparty (CP)' (CBL), 'Transaction ID', and 'External Trade ID'. There is also a checkbox for 'Show only Settled Transactions'. Below this is a 'Secondary Filter Criteria' section with buttons for '-Set Primary Filter-', '-Set Secondary Filter-', '-Set Tertiary Filter-', '-Set Quaternary Filter-', 'Filter', and 'Clear'. The 'Search Results' section contains a table with the following data:

Trans ID	Last Update	Counterparty (CP)	Type	Instrument	Project Name	Vintage	Qty ^a	Price ^a	Ccy	Trans Amt	Status
1C6E92509	May 07 2025	EMA CBL Markets Settlements	Sell	VCU-20160101-20161231-AFOLU-9416-SDG6-SDG7-SDG8-SDG9-SDG11-SDG12-SDG13-SDG11-CCBA-GGLD-SDG4-SDG10-SDG5-SDG16-SDG15-SDG14-SDG13-SDG17-NDN	Limba Raya Biodiversity Reserve Project	2016	115	5.25	USD	603.75	Settled
1C68731E6	May 13 2025	CBL Markets SIP Settlement	Sell	VCU-20170415-20171231-EE-7621-CHN	Ningxia Xiangshan Weining Wind Farm Project	2017	64	0.27	USD	17.28	Settled
1C68731F3	May 13 2025	CBL Markets SIP Settlement	Sell	VCU-20190301-20191231-EE-6069-CHN	Ningxia Xiangshan Weining Wind Farm Project	2019	1,795	0.27	USD	484.65	Settled

In the screen above, the settlements are shown in detail. The **Status** column will reflect the current state of the settlement process for each row.

Withdrawing SIP Deposits from CBL Platform

Note: Users must use Xpansiv Connect for Withdrawal of SIP deposits from the CBL Platform; withdrawals cannot be actioned on CBL.

To withdraw all, or a portion of a, SIP Deposit from the CBL Platform:

1. Go to **Transact > Vol/SIP Exchange Holdings** option on the top menu.
2. Select your withdrawals by checking the relevant boxes on the far left.
3. Click **Withdraw** towards the upper right.

Exchange	Project	Tax Lot	Instrument	Status	Market	Program	Reg Assign ID	Vintage	Deposit Date	Qty	Qty Avail.	Qty Settled	Priority	Actions
<input checked="" type="checkbox"/>	CBL SIP	Southern Cardamom REDD+ Project	27Nov23-Lot1 VCU-20210101-20211231-AFOLU-14477-CCBA BIODIVERSITY GOLD-CCBA CLIMATE GOLD-KHM	Deposited	NGEO	VCS	1748	2021	Jun 05, 2025	12500	12,500	0	2	
<input type="checkbox"/>	CBL SIP	Southern Cardamom REDD+ Project	27Nov23-Lot1 VCU-20210101-20211231-AFOLU-14477-CCBA BIODIVERSITY GOLD-CCBA CLIMATE GOLD-KHM	Deposited	NGEO	VCS	1748	2021	Jun 05, 2025	23000	23,000	0	1	
<input type="checkbox"/>	CBL VOL	Wind Grouped project by Hero Future Energies Private Limited (EKIESL-VCS-Aug-16-03)	13Jul23-Lot1 VCU-20200101-20200731-EE-8209-IND	Deposited	VCS	VCS	1582	2020	Jun 05, 2025	1250	1,250	0	2	
<input type="checkbox"/>	CBL VOL	Wind Grouped project by Hero Future Energies Private Limited (EKIESL-VCS-Aug-16-03)	13Jul23-Lot1 VCU-20200101-20200731-EE-8209-IND	Deposited	VCS	VCS	1582	2020	Jun 05, 2025	2500	2,500	0	1	

4. A new screen will appear showing the rows selected for Withdrawal. You have the option to adjust the quantity you want to withdraw in the right column. You can also remove a row by clicking the trash can icon on the right. When ready, click **Submit**.

Exchange	Project	Tax Lot	Product Code	Transaction ID	Reg Assign ID	Vintage	Quantity	Quantity To Withdraw	Actions
CBL SIP	Southern Cardamom REDD+ Project	27Nov23-Lot1	0-NGEO	1836CFB32	1748	2021	12,500	5,000	
							Sum: 12,500	Sum: 5,000	

Once you click **Submit**, the units will be returned to your Portfolio Inventory within 1-2 minutes.

Viewing Qualified SIP Projects

To view Projects Qualified for a given Market:

1. Go to [Projects > Global Projects Report](#) via the top menu.
2. In the [Search Criteria](#) section, select the desired Market in the [Certification](#) filter. Example: NGENO.

Xpansiv Connect
Portfolio Management

Home Portfolio Transact Projects My EMA CBL

Xpansiv Project Track: Global Projects Report

Search Criteria
Narrow your search by selecting appropriate criteria:

EIN

UPN

Project Name

Program **Verified Carbon Standard**

Registry Assigned Project ID

Certification **NGEO**

Host Country **All**

Only Display Projects with notes

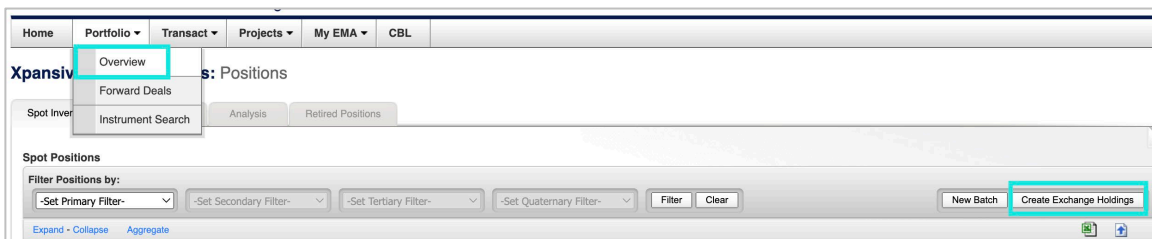
Search for Projects with these criteria

Search Results

UPN	Project Name	Program Info	Country	Certification	Notes	Dataram
09905711	The Kasigau Corridor REDD Project - Phase I Rukinga Sanctuary	Verified Carbon Standard	Kenya	NGEO (01/01/2019-12/31/2022); NGENO TR (01/01/2016-12/31/2018); CCBA GOLD (2011, 2012, 2013, 2014, 2015, 2016, 2017); CCBA BIODIVERSITY GOLD (2018, 2019, 2020, 2021, 2022); CCBA CLIMATE GOLD (2018, 2019, 2020, 2021, 2022)		
09905828	The Kasigau Corridor REDD Project - Phase II The Community Ranches	Verified Carbon Standard	Kenya	NGEO (01/01/2019-12/31/2022); NGENO TR (01/01/2016-12/31/2018); CCBA GOLD (2010, 2011, 2012, 2013, 2015, 2016, 2017); CCBA BIODIVERSITY GOLD (2018, 2019, 2020, 2021, 2022); CCBA CLIMATE GOLD (2018, 2019, 2020, 2021, 2022)		
09905A78	Darkwoods Forest Carbon Project	Verified Carbon Standard	Canada	NGEO (01/01/2019-12/31/2021); NGENO TR (01/01/2017-12/31/2018); CCBA GOLD (2013, 2014, 2015, 2016); CCBA BIODIVERSITY GOLD (2013, 2014, 2017, 2018, 2019, 2020, 2021); SDG6 (2017, 2018, 2019, 2020, 2021); SDG13 (2017, 2018, 2019, 2020, 2021); SDG15 (2017, 2018, 2019, 2020, 2021)		
0991B348	Rimba Raya Biodiversity Reserve Project	Verified Carbon Standard	Indonesia	NGEO (01/01/2019-06/30/2019); NGENO TR (01/01/2016-12/31/2016); NGENO TR (01/01/2017-06/22/2017); NGENO TR (06/23/2017-12/31/2018); CCBA GOLD (2011, 2012, 2013, 2014, 2015, 2016, 2017); CCBA BIODIVERSITY GOLD (2011, 2012, 2017, 2018, 2019); SDG8 (2011, 2012, 2014, 2015, 2016, 2017, 2018, 2019); SDG6 (2011, 2012, 2014, 2015, 2016, 2017, 2018, 2019); SDG12 (2011, 2012, 2014, 2015, 2016, 2017, 2018, 2019); SDG7 (2011, 2012, 2014, 2015, 2016, 2017, 2018, 2019); SDG11 (2011, 2012, 2014, 2015, 2016, 2017, 2018, 2019); SDG14 (2011, 2012, 2014, 2015, 2016, 2017, 2018, 2019); SDG15 (2011, 2012, 2014, 2015, 2016, 2017, 2018, 2019); SDG16 (2011, 2012, 2014, 2015, 2016, 2017, 2018, 2019); SDG4 (2011, 2012, 2014, 2015, 2016, 2017, 2018, 2019); SDG8 (2011, 2012, 2014, 2015, 2016, 2017, 2018, 2019); SDG2 (2011, 2012, 2014, 2015, 2016, 2017, 2018, 2019); SDG3 (2011, 2012, 2014, 2015, 2016, 2017, 2018, 2019); SDG1 (2011, 2012, 2014, 2015, 2016, 2017, 2018, 2019)		
099270F5	TIST Program in Kenya, VCS 005	Verified Carbon Standard	Kenya	NGEO (01/01/2019-05/22/2020); NGENO TR (01/01/2017-12/31/2018); CCBA GOLD (2011); CCBA BIODIVERSITY GOLD (2016, 2017, 2018, 2019, 2020); CCBA CLIMATE GOLD (2016, 2017, 2018, 2019, 2020); CCBA COMMUNITY GOLD (2011, 2016, 2017, 2018, 2019, 2020)		

Depositing US RECs to CBL

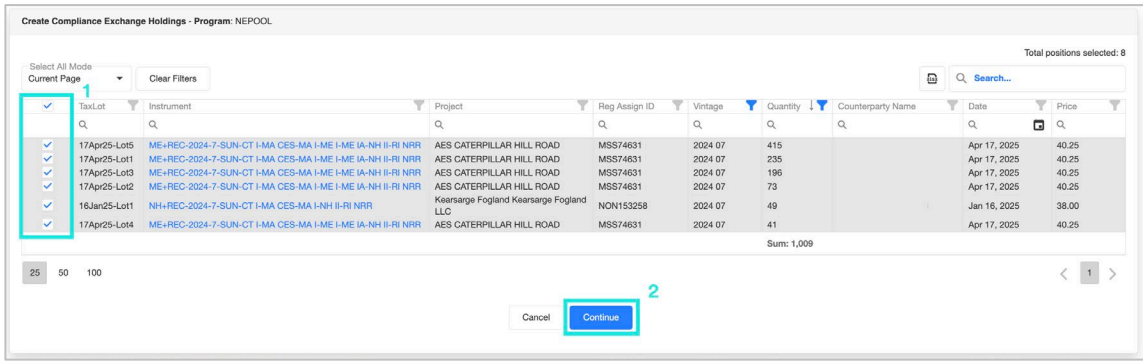
1. Log into Xpansiv Connect and click on [Portfolio > Overview](#).
2. From the Spot Inventory tab, right click [Create Exchange Holdings](#).



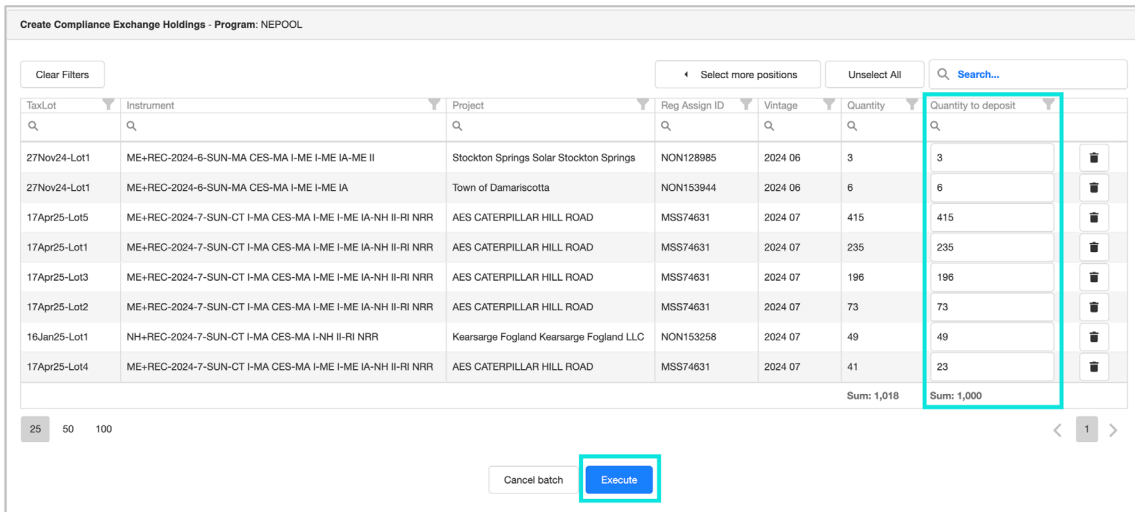
3. In the pop-up window select the following:
 - a. **Target Exchange** - CBL Compliance REC Deposit
 - b. **Program** - select registry for deposit (NEPOOL, NAR, NYGATS, MIRECS, PJM or ERCOT)
Please Note: For PJM and ERCOT, users must transfer the RECs from primary account to Participant's CBL Settlement Registry Account before this step.
 - c. **Market** - Specific Market of RECs – user must select specific eligibility desired for deposit
4. Click [Continue](#).

A screenshot of a 'Create Exchange Holdings' pop-up window. The window has a title bar 'Create Exchange Holdings'. Inside, there are three dropdown menus: 'Target Exchange' with 'CBL Compliance REC Deposit' selected, 'Program' with 'NEPOOL' selected, and 'Market' with 'MA Class I' selected. Below these fields is a confirmation statement: 'In making this deposit, I confirm that I have legal title and the product has originated from my Participant registry account'. At the bottom of the window are two buttons: a blue 'Continue' button and a white 'Cancel' button.

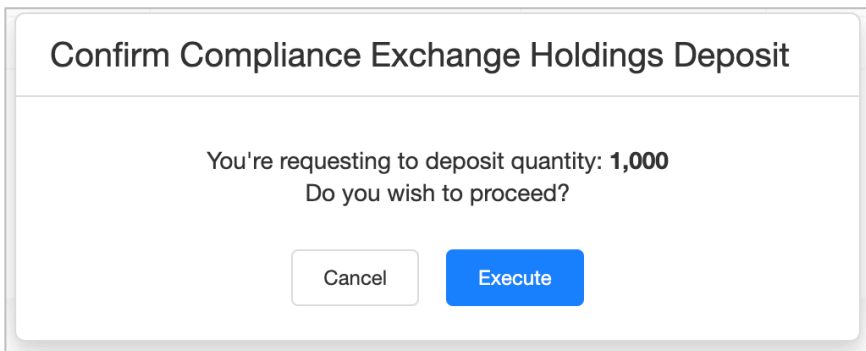
5. Select the position(s) you want to deposit by clicking the checkbox(s) on the left.
6. Click [Continue](#).



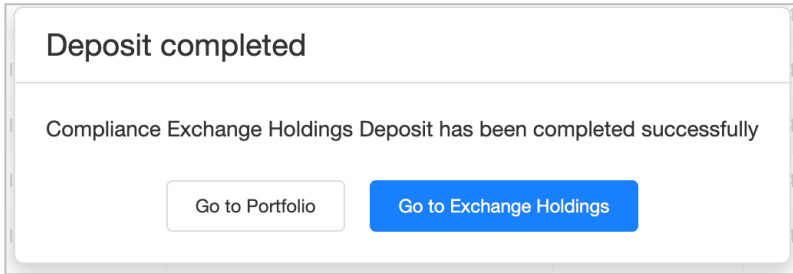
- On the next screen you have the option to edit the quantity for deposit in the **Quantity to deposit** column.
- You may also delete a row using the trash can icon next to Quantity to deposit.
- Review the details for accuracy.
- Click **Execute**.



- You will be asked to confirm the deposit a second time.



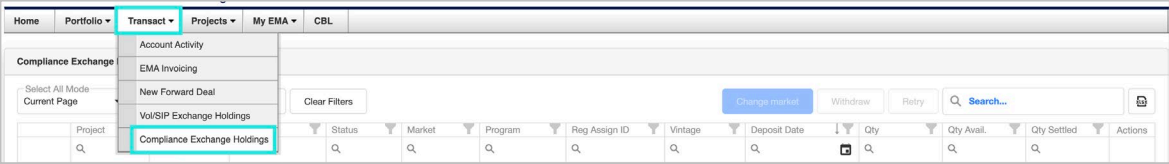
12. You will see **Deposit Completed** and can click to return to Portfolio inventory or go to the **Exchange Holdings** screen.



Upon CBL trade execution, oldest vintages will be delivered first. If there are several vintages of the same month and year, oldest tax lots will settle first.

Managing US REC Deposits

1. Log into Xpansiv Connect and click on **Transact > Compliance Exchange Holdings**. This is where you can see what RECs are deposited on CBL for trading.



2. On this screen you can verify the status of REC deposits and view the **Qty Settled** via CBL transactions.
3. This screen also provides tools to change the market eligibility for multi-qualified REC deposits and withdraw deposited inventory from CBL.

Compliance Exchange Holdings

Project	Tax Lot	Instrument	Status	Market	Program	Reg Assign ID	Vintage	Deposit Date	Qty	Qty Avail.	Qty Settled	Actions
High Falls - High Falls	22Jun20-Lot1	QC-REC-2018-1-H2O	Deposited	NAR CAN Sited Hydro	NAR	GEN2553	2018 01	Sep 23, 2024	25000	25,000	0	[Icon]
Elmer - Elmer	05Jan23-Lot1	NY+REC-LIH-2017-9-H2O-N/A	Deposited	NYGATS NY Hydro	NYGATS	GEN33681	2017 09	Sep 19, 2024	677	677	0	[Icon]
Elmer - Elmer	05Jan23-Lot1	NY+REC-LIH-2017-3-H2O-N/A	Deposited	NYGATS NY Hydro	NYGATS	GEN33681	2017 03	Sep 19, 2024	1208	1,208	0	[Icon]
AES CATERPILLAR HILL ROAD	17Apr25-Lot2	ME-REC-2024-7-SUN-CT-1-MA CSS-MA-1-ME-1-ME-IA-NH II-RI NRR	Deposited	MA Class I	NEPOOL	MSS74631	2024 07	Jun 05, 2025	73	73	0	[Icon]
High Falls - High Falls	22Jun20-Lot1	QC-REC-2018-9-H2O	Deposited	NAR CAN Sited Hydro	NAR	GEN2553	2018 09	Nov 22, 2024	65231	65,231	0	[Icon]

4. The CBL Platform **Holdings** tab shows the REC inventory deposited on the CBL Platform via the REC Batch deposit process.


Holdings

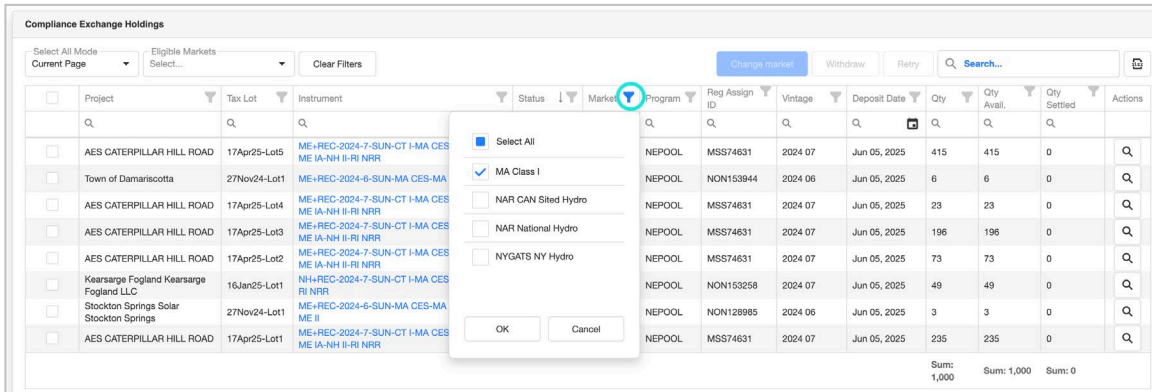
Actions	Instrument	Project ID	Vintage	Open Balance	Balance	Available
[Icons]	NYexHYDv17			10,000	10,000	10,000
[Icons]	MA1v24				1,000	1,000
[Icons]	Rlnwv24			638	638	638









Upon CBL trade execution, oldest vintages will be delivered first. If there are several vintages of the same month and year, oldest tax lots will settle first.

Navigating the Compliance Deposits Screen

FILTER

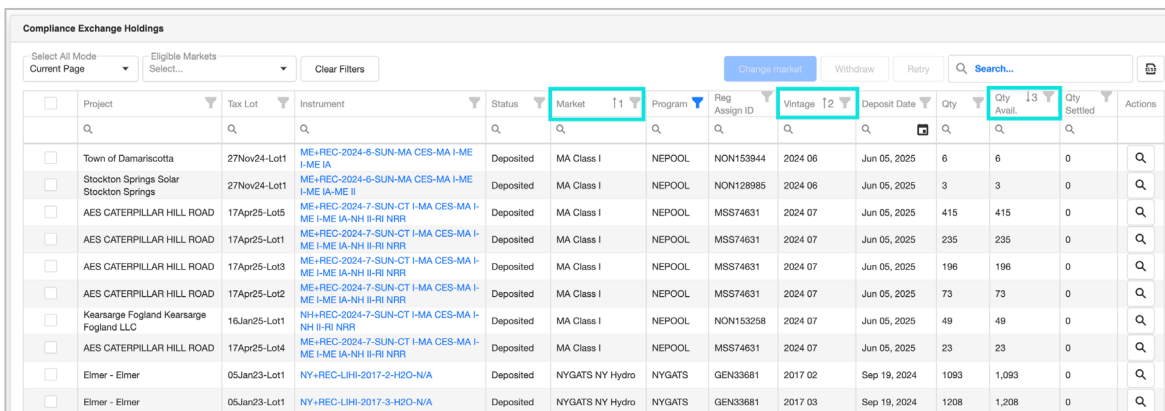
- To filter for a specific value in each column, click the filter icon  at the top of the row. A list of values to select will be shown. In the example below, MA Class I Market rows will be displayed when **OK** is selected.













Project	Tax Lot	Instrument	Status	Market	Program	Reg Assign ID	Vintage	Deposit Date	Qty	Qty Avail.	Qty Settled	Actions
AES CATERPILLAR HILL ROAD	17Apr25-Lot5	ME+REC-2024-7-SUN-CT I-MA CES ME IA-NH II-RI NRR	Deposited	MA Class I	NEPOOL	MSS74631	2024 07	Jun 05, 2025	415	415	0	
Town of Damariscotta	27Nov24-Lot1	ME+REC-2024-6-SUN-MA CES-MA I-ME IA	Deposited	MA Class I	NEPOOL	NON153944	2024 06	Jun 05, 2025	6	6	0	
AES CATERPILLAR HILL ROAD	17Apr25-Lot4	ME+REC-2024-7-SUN-CT I-MA CES ME IA-NH II-RI NRR	Deposited	MA Class I	NEPOOL	MSS74631	2024 07	Jun 05, 2025	23	23	0	
AES CATERPILLAR HILL ROAD	17Apr25-Lot3	ME+REC-2024-7-SUN-CT I-MA CES ME IA-NH II-RI NRR	Deposited	MA Class I	NEPOOL	MSS74631	2024 07	Jun 05, 2025	196	196	0	
AES CATERPILLAR HILL ROAD	17Apr25-Lot2	ME+REC-2024-7-SUN-CT I-MA CES ME IA-NH II-RI NRR	Deposited	MA Class I	NEPOOL	MSS74631	2024 07	Jun 05, 2025	73	73	0	
Kearsarge Fogland Kearsarge Fogland LLC	16Jan25-Lot1	NH+REC-2024-7-SUN-CT I-MA CES RI NRR	Deposited	MA Class I	NEPOOL	NON153258	2024 07	Jun 05, 2025	49	49	0	
Stockton Springs Solar Stockton Springs	27Nov24-Lot1	ME+REC-2024-6-SUN-MA CES-MA I-ME IA	Deposited	MA Class I	NEPOOL	NON128985	2024 06	Jun 05, 2025	3	3	0	
AES CATERPILLAR HILL ROAD	17Apr25-Lot1	ME+REC-2024-7-SUN-CT I-MA CES ME IA-NH II-RI NRR	Deposited	MA Class I	NEPOOL	MSS74631	2024 07	Jun 05, 2025	235	235	0	
									Sum: 1,000	Sum: 1,000	Sum: 0	

SORTING

- To sort a column, click on the label of the column. When sorted the ascending or descending arrow will be shown next to the column being sorted.
- To sort by an additional column, Shift-click the additional column. The additional column will now have a number indicating the level of the sorting for that column.
- To remove a column from the sort order, CTRL-click (PC) or Command-click (Mac) the column label.



Project	Tax Lot	Instrument	Status	Market	Program	Reg Assign ID	Vintage	Deposit Date	Qty	Qty Avail.	Qty Settled	Actions
Town of Damariscotta	27Nov24-Lot1	ME+REC-2024-6-SUN-MA CES-MA I-ME IA	Deposited	MA Class I	NEPOOL	NON153944	2024 06	Jun 05, 2025	6	6	0	
Stockton Springs Solar Stockton Springs	27Nov24-Lot1	ME+REC-2024-6-SUN-MA CES-MA I-ME IA-ME II	Deposited	MA Class I	NEPOOL	NON128985	2024 06	Jun 05, 2025	3	3	0	
AES CATERPILLAR HILL ROAD	17Apr25-Lot5	ME+REC-2024-7-SUN-CT I-MA CES-MA I-ME IA-NH II-RI NRR	Deposited	MA Class I	NEPOOL	MSS74631	2024 07	Jun 05, 2025	415	415	0	
AES CATERPILLAR HILL ROAD	17Apr25-Lot1	ME+REC-2024-7-SUN-CT I-MA CES-MA I-ME IA-NH II-RI NRR	Deposited	MA Class I	NEPOOL	MSS74631	2024 07	Jun 05, 2025	235	235	0	
AES CATERPILLAR HILL ROAD	17Apr25-Lot3	ME+REC-2024-7-SUN-CT I-MA CES-MA I-ME IA-NH II-RI NRR	Deposited	MA Class I	NEPOOL	MSS74631	2024 07	Jun 05, 2025	196	196	0	
AES CATERPILLAR HILL ROAD	17Apr25-Lot2	ME+REC-2024-7-SUN-CT I-MA CES-MA I-ME IA-NH II-RI NRR	Deposited	MA Class I	NEPOOL	MSS74631	2024 07	Jun 05, 2025	73	73	0	
Kearsarge Fogland Kearsarge Fogland LLC	16Jan25-Lot1	NH+REC-2024-7-SUN-CT I-MA CES-MA I-NH II-RI NRR	Deposited	MA Class I	NEPOOL	NON153258	2024 07	Jun 05, 2025	49	49	0	
AES CATERPILLAR HILL ROAD	17Apr25-Lot4	ME+REC-2024-7-SUN-CT I-MA CES-MA I-ME IA-NH II-RI NRR	Deposited	MA Class I	NEPOOL	MSS74631	2024 07	Jun 05, 2025	23	23	0	
Elmer - Elmer	05Jan23-Lot1	NY+REC-LHHI-2017-2-H2O-N/A	Deposited	NYGATS NY Hydro	NYGATS	GEN33681	2017 02	Sep 19, 2024	1093	1,093	0	
Elmer - Elmer	05Jan23-Lot1	NY+REC-LHHI-2017-3-H2O-N/A	Deposited	NYGATS NY Hydro	NYGATS	GEN33681	2017 03	Sep 19, 2024	1208	1,208	0	

GLOBAL SEARCH

- Global Search:** a global Search function is available to find values across all columns. To search, enter a value into the **Search** box at the top right of the screen. Values that match the search criteria will be returned. Example: Search 2024 and the results will be displayed. To clear the search click the “x” in the search box.


- **Search by column** is also available. To search for a value in a specific column, enter the value in the search area at the top of each column.

Compliance Exchange Holdings - Account: 086AF559


Select All Mode: Current Page | Eligible Markets: Select... | Clear Filters | Change market | Withdraw | Retry | Search: 2024

Project	Tax Lot	Instrument	Status	Market	Program	Reg Assign ID	Vintage	Deposit Date	Qty	Qty Avail.	Qty Settled	Actions
AES CATERPILLAR HILL ROAD	17Apr25-Lot5	ME+REC-2024-7-SUN-CT I-MA CES-MA I-ME I-ME IA-NH II-RI NRR	Deposited	MA Class I	NEPOOL	MSS74631	2024 07	Jun 05, 2025	415	415	0	Q
Town of Damariscotta	27Nov24-Lot1	ME+REC-2024-6-SUN-MA CES-MA I-ME I-ME IA	Deposited	MA Class I	NEPOOL	NON153944	2024 06	Jun 05, 2025	6	6	0	Q
AES CATERPILLAR HILL ROAD	17Apr25-Lot4	ME+REC-2024-7-SUN-CT I-MA CES-MA I-ME I-ME IA-NH II-RI NRR	Deposited	MA Class I	NEPOOL	MSS74631	2024 07	Jun 05, 2025	23	23	0	Q

EXPORT

- **Export:** To export the data from the Compliance Deposits screen to Excel, click the  icon in the upper right corner, and the data will be exported to a .csv file.

Compliance Exchange Holdings

Select All Mode: Current Page | Eligible Markets: Select... | Clear Filters | Change market | Withdraw | Retry | Search: Search... | 

Project	Tax Lot	Instrument	Status	Market	Program	Reg Assign ID	Vintage	Deposit Date	Qty	Qty Avail.	Qty Settled	Actions
Elmer - Elmer	05Jan23-Lot1	NY+REC-LIHI-2017-7-H2O-N/A	Deposited	NYGATS NY Hydro	NYGATS	GEN33681	2017 07	Sep 19, 2024	348	348	0	Q
High Falls - High Falls	22Jun20-Lot1	QC+REC-2018-8-H2O	Deposited	NAR CAN Sited Hydro	NAR	GEN2553	2018 08	Nov 22, 2024	53714	53714	0	Q
AES CATERPILLAR HILL ROAD	17Apr25-Lot5	ME+REC-2024-7-SUN-CT I-MA CES-MA I-ME I-ME IA-NH II-RI NRR	Deposited	MA Class I	NEPOOL	MSS74631	2024 07	Jun 05, 2025	415	415	0	Q
High Falls - High Falls	22Jun20-Lot1	QC+REC-2017-1-H2O	Deposited	NAR National Hydro	NAR	GEN2553	2017 01	Sep 23, 2024	25000	25,000	0	Q

RETRY

- In the event deposit(s) are in the **Rejected** state, you can retry by selecting the check box on the left of the affected row and then clicking the **Retry** option. A redeposit to the CBL Platform will be attempted.

Compliance Exchange Holdings

Select All Mode: Current Page | Eligible Markets: Select... | Clear Filters | Change market | Withdraw | **Retry** | Search: Search...

Project	Tax Lot	Instrument	Status	Market	Program	Reg Assign ID	Vintage	Deposit Date	Qty	Qty Avail.	Qty Settled	Actions	
<input checked="" type="checkbox"/>	AES CATERPILLAR HILL ROAD	17Apr25-Lot5	ME+REC-2024-8-SUN-CT I-MA CES-MA I-ME I-ME IA-NH II-RI NRR	Rejected	MA Class I	NEPOOL	MSS74631	2024 08	Jun 06, 2025	135	135	0	Q
<input checked="" type="checkbox"/>	AES CATERPILLAR HILL ROAD	17Apr25-Lot4	ME+REC-2024-8-SUN-CT I-MA CES-MA I-ME I-ME IA-NH II-RI NRR	Rejected	MA Class I	NEPOOL	MSS74631	2024 08	Jun 06, 2025	115	115	0	Q
<input type="checkbox"/>	AES CATERPILLAR HILL ROAD	17Apr25-Lot1	ME+REC-2024-7-SUN-CT I-MA CES-MA I-ME I-ME IA-NH II-RI NRR	Deposited	MA Class I	NEPOOL	MSS74631	2024 07	Jun 05, 2025	235	235	0	Q
<input type="checkbox"/>	Stockton Springs Solar Stockton Springs	27Nov24-Lot1	ME+REC-2024-8-SUN-MA CES-MA I-ME I-ME IA-ME I	Deposited	MA Class I	NEPOOL	NON128985	2024 06	Jun 05, 2025	3	3	0	Q
<input type="checkbox"/>	AES CATERPILLAR HILL ROAD	17Apr25-Lot2	ME+REC-2024-7-SUN-CT I-MA CES-MA I-ME I-ME IA-NH II-RI NRR	Deposited	MA Class I	NEPOOL	MSS74631	2024 07	Jun 05, 2025	73	73	0	Q
<input type="checkbox"/>	Kearsarge Fogland Kearsarge Fogland LLC	16Jan25-Lot1	NH+REC-2024-7-SUN-CT I-MA CES-MA I-NH II-RI NRR	Deposited	MA Class I	NEPOOL	NON153258	2024 07	Jun 05, 2025	49	49	0	Q
<input type="checkbox"/>	AES CATERPILLAR HILL ROAD	17Apr25-Lot4	ME+REC-2024-7-SUN-CT I-MA CES-MA I-ME I-ME IA-NH II-RI NRR	Deposited	MA Class I	NEPOOL	MSS74631	2024 07	Jun 05, 2025	23	23	0	Q

Managing Deposited REC Eligibility

1. You have the option to change the market eligibility for multi-eligible deposits by selecting the desired market in the **Eligible Markets** dropdown. Then select the relevant check box(es) on the far left for the deposits you want to update and click **Change Market** towards the upper right.

Compliance Exchange Holdings

Select All Mode: Current Page | Eligible Markets: ME Class I | Clear Filters

Cancel Change Market | Change Market | Search...

Project	Tax Lot	Instrument	Status	Market	Program	Reg Assign ID	Vintage	Deposit Date	Qty	Qty Avail.	Qty Settled	Actions	
<input checked="" type="checkbox"/>	AES CATERPILLAR HILL ROAD	17Apr25-Lot5	ME+REC-2024-7-SUN-CT I-MA CES-MA I-ME I-ME IA-NH II-RI NRR	Deposited	MA Class I	NEPOOL	MSS74631	2024 07	Jun 05, 2025	415	415	0	Q
<input type="checkbox"/>	Town of Damariscotta	27Nov24-Lot1	ME+REC-2024-6-SUN-MA CES-MA I-ME I-ME IA	Deposited	MA Class I	NEPOOL	NON153944	2024 06	Jun 05, 2025	6	6	0	Q
<input checked="" type="checkbox"/>	AES CATERPILLAR HILL ROAD	17Apr25-Lot4	ME+REC-2024-7-SUN-CT I-MA CES-MA I-ME I-ME IA-NH II-RI NRR	Deposited	MA Class I	NEPOOL	MSS74631	2024 07	Jun 05, 2025	23	23	0	Q
<input checked="" type="checkbox"/>	AES CATERPILLAR HILL ROAD	17Apr25-Lot3	ME+REC-2024-7-SUN-CT I-MA CES-MA I-ME I-ME IA-NH II-RI NRR	Deposited	MA Class I	NEPOOL	MSS74631	2024 07	Jun 05, 2025	196	196	0	Q
<input checked="" type="checkbox"/>	AES CATERPILLAR HILL ROAD	17Apr25-Lot2	ME+REC-2024-7-SUN-CT I-MA CES-MA I-ME I-ME IA-NH II-RI NRR	Deposited	MA Class I	NEPOOL	MSS74631	2024 07	Jun 05, 2025	73	73	0	Q
<input type="checkbox"/>	Stockton Springs Solar	27Nov24-Lot1	ME+REC-2024-6-SUN-MA CES-MA I-ME I-ME IA	Deposited	MA Class I	NEPOOL	NON128985	2024 06	Jun 05, 2025	3	3	0	Q
<input type="checkbox"/>	AES CATERPILLAR HILL ROAD	17Apr25-Lot1	ME+REC-2024-7-SUN-CT I-MA CES-MA I-ME I-ME IA-NH II-RI NRR	Deposited	MA Class I	NEPOOL	MSS74631	2024 07	Jun 05, 2025	235	235	0	Q
									Sum: 951	Sum: 951	Sum: 0		

2. In the next screen, update the **Market Change Quantity** if needed. Then click **Execute**.

Compliance Exchange Holdings Market Change

Selected Market: ME Class I

Clear Filters | Select more positions | Unselect All

Project	Tax Lot	Current Market	Product Code	Program	Reg Assign ID	Vintage	Transaction ID	Qty Avail.	Market Change Quantity	Actions	
AES CATERPILLAR HILL ROAD	17Apr25-Lot5	MA Class I	NEPOOL-MA_J-2024	NEPOOL	MSS74631	2024 07	1836CF497	415	200	Q	
AES CATERPILLAR HILL ROAD	17Apr25-Lot4	MA Class I	NEPOOL-MA_J-2024	NEPOOL	MSS74631	2024 07	1836CFB73	23	10	Q	
AES CATERPILLAR HILL ROAD	17Apr25-Lot3	MA Class I	NEPOOL-MA_J-2024	NEPOOL	MSS74631	2024 07	1836CF482	196	196	Q	
AES CATERPILLAR HILL ROAD	17Apr25-Lot2	MA Class I	NEPOOL-MA_J-2024	NEPOOL	MSS74631	2024 07	1836CFB65	73	73	Q	
									Sum: 707	Sum: 479	

25 50 100 | Cancel | Execute

3. You will be asked to confirm the deposit a second time.

Change Market Confirmation

You're requesting a market change quantity: **479**
Do you wish to proceed?

Cancel | Execute

The current REC deposit will be withdrawn from CBL and replaced with a new deposit reflecting the updated market eligibility.

Compliance Exchange Holdings Market Change

Change Market Summary
Market Change submission was successful.

Project	Product Code	Transaction ID	Reg Assign ID	Vintage	Market Change Quantity	Market	Result	Details
AES CATERPILLAR HILL ROAD	NEPOOL-ME_J-2024	1836CF4B2	MSS74631	2024 07	196	ME_I	SUCCESS	
AES CATERPILLAR HILL ROAD	NEPOOL-ME_J-2024	1836CF497	MSS74631	2024 07	200	ME_I	SUCCESS	
AES CATERPILLAR HILL ROAD	NEPOOL-ME_J-2024	1836CFB65	MSS74631	2024 07	73	ME_I	SUCCESS	
AES CATERPILLAR HILL ROAD	NEPOOL-ME_J-2024	1836CFB73	MSS74631	2024 07	10	ME_I	SUCCESS	

25 50 100 < 1 >

[Go to Portfolio](#) [Go to Exchange Holdings](#)

Holdings	Holding Transactions	Cash	Cash Transactions	+			
Id	Created	Instrument	Project ID	Vintage	Type	Quantity	Holding Transaction Status
3565344	Today 20:59:18	ME1v24			Deposit	479	Confirmed
3565343	Today 20:59:18	MA1v24			Withdraw	479	Confirmed

Withdrawing US RECs

To withdraw a REC Deposit from the CBL Platform:

1. Go to **Transact > Compliance Exchange Holdings** option on the top menu.
2. Select your withdrawals by checking the boxes on the far left.
3. Click **Withdraw** towards the upper right.

Compliance Exchange Holdings

Select All Mode: Current Page | Eligible Markets: Select... | Clear Filters | Change market | **Withdraw** | Retry | Search...

<input type="checkbox"/>	Project	Tax Lot	Instrument	Status	Market	Program	Reg Assign ID	Vintage	Deposit Date	Qty	Qty Avail.	Qty Settled	Actions
<input type="checkbox"/>	AES CATERPILLAR HILL ROAD	17Apr25-Lot4	ME-REC-2024-8-SUN-CT I-MA CES-MA I-ME I-ME IA-NH II-RI NRR	Pending	MA Class I	NEPOOL	MSS74631	2024 08	Jun 06, 2025	115	115	0	🔍
<input type="checkbox"/>	AES CATERPILLAR HILL ROAD	17Apr25-Lot5	ME-REC-2024-8-SUN-CT I-MA CES-MA I-ME I-ME IA-NH II-RI NRR	Pending	MA Class I	NEPOOL	MSS74631	2024 08	Jun 06, 2025	135	135	0	🔍
<input checked="" type="checkbox"/>	AES CATERPILLAR HILL ROAD	17Apr25-Lot5	ME-REC-2024-7-SUN-CT I-MA CES-MA I-ME I-ME IA-NH II-RI NRR	Deposited	MA Class I	NEPOOL	MSS74631	2024 07	Jun 05, 2025	415	415	0	🔍
<input type="checkbox"/>	Stockton Springs Solar Stockton Springs	27Nov24-Lot1	ME-REC-2024-6-SUN-MA CES-MA I-ME I-ME IA-ME II	Deposited	MA Class I	NEPOOL	NON128985	2024 06	Jun 05, 2025	3	3	0	🔍
<input checked="" type="checkbox"/>	AES CATERPILLAR HILL ROAD	17Apr25-Lot1	ME-REC-2024-7-SUN-CT I-MA CES-MA I-ME I-ME IA-NH II-RI NRR	Deposited	MA Class I	NEPOOL	MSS74631	2024 07	Jun 05, 2025	235	235	0	🔍
<input type="checkbox"/>	Kearsarge Fogland Kearsarge Fogland LLC	16Jan25-Lot1	NH-REC-2024-7-SUN-CT I-MA CES-MA I-NH II-RI NRR	Deposited	MA Class I	NEPOOL	NON153258	2024 07	Jun 05, 2025	49	49	0	🔍

4. A new screen will appear showing the rows selected for Withdrawal. You have the option to adjust the quantity you want to withdraw in the right column. You can also remove a row by clicking the trash can icon on the right. When ready, click **Submit**.

Compliance Exchange Holdings Withdraw

Clear Filters | Select more positions | Unselect All | Search...

Project	Tax Lot	Market	Product Code	Program	Reg Assign ID	Vintage	Transaction ID	Qty Avail.	Qty To Withdraw	Actions
AES CATERPILLAR HILL ROAD	17Apr25-Lot1	MA Class I	NEPOOL-MA_I-2024	NEPOOL	MSS74631	2024 07	1836CFB57	235	105	🗑️
AES CATERPILLAR HILL ROAD	17Apr25-Lot5	MA Class I	NEPOOL-MA_I-2024	NEPOOL	MSS74631	2024 07	1836CF497	415	215	🗑️
								Sum: 650	Sum: 320	

25 50 100 | Cancel | **Execute**

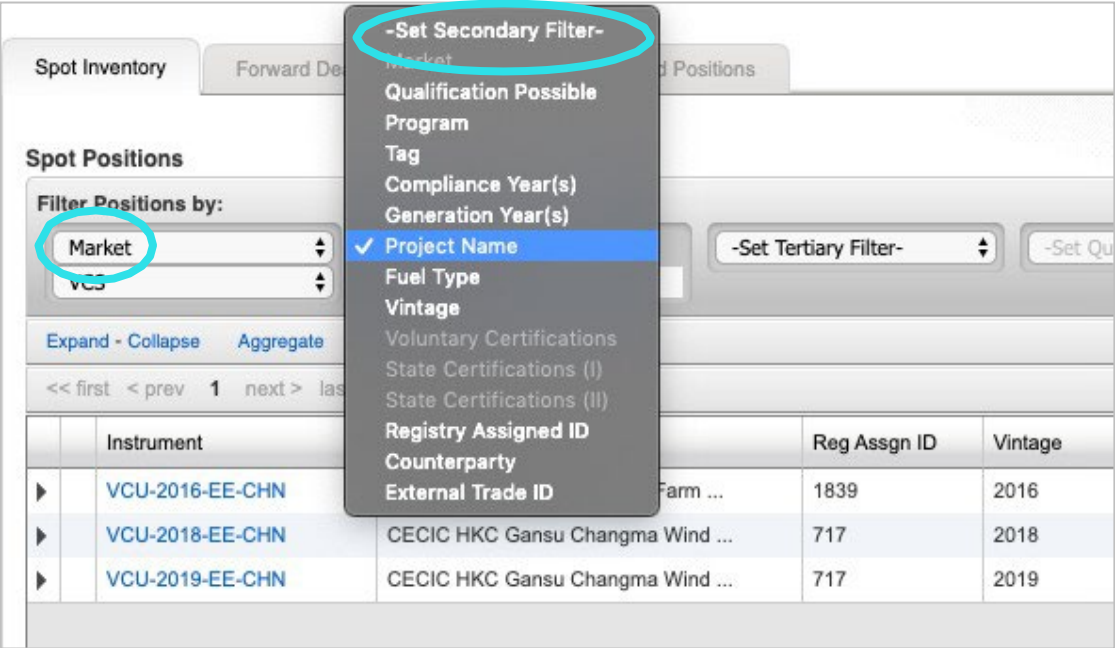
Once you click **Submit**, the units will be returned to your Portfolio Inventory within 1-2 minutes.

Retiring Credits

1. Log into Xpansiv Connect and click on **Portfolio > Overview**.



- 2. From the **Spot Inventory** tab, use the filter(s) to find the credits you want to retire.
- 3. Filter the positions by **Market** and **Secondary Filter** if needed.



- 4. Once selected, click on the “gear wheel” icon under **Actions** on the right.
- 5. Select **Retire**, and a new screen will open.

Spot Inventory Forward Deals Analysis Retired Positions

Spot Positions

Filter Positions by:

Market: VCS Project Name: CECIC -Set Tertiary Filter- -Set Quaternary Filter- Filter Clear New Batch

Expand - Collapse Aggregate

<< first < prev 1 next > last >>

	Instrument	Project Name	Reg Assign ID	Vintage	Program	Qty	Est Mkt Price	Est Mkt Value	Est Gain/Loss	Ccy	Actions
▶	VCU-2016-EE-CHN	CECIC HKC Danjinghe Wind Farm ...	1839	2016	VCS	189,905					⚙️
▶	VCU-2018-EE-CHN	CECIC HKC Gansu Changma Wind ...	717	2018	VCS	3,289					⚙️
▶	VCU-2019-EE-CHN	CECIC HKC Gansu Changma Wind ...	717	2019	VCS	258,331					⚙️
Totals						451,525		0.00	0.00		⚙️

<< first < prev 1 next > last >>

* The Quantity (Qty) amount includes the effects of currently unsettled transactions for an instrument.

6. Enter the **Quantity** of credits you want to retire.

Xpansiv Transact: Retire Credits

Trade Lot

Required fields are indicated by **Bold Text**

Account

Retirement Date Sep 28 2022

Description ERT-20030101-20031231-TRP_FLE-USA

Symbol 1256FC52F0

Quantity Available 943

Quantity

7. Re-enter the quantity you want to retire in the **Tax Lot Info** section.

Tax Lot Info

Required fields are indicated by **Bold Text**

	Lot	Date	Prev Counterparty	Price	Ccy	Qty	Qty Selected
Available Tax Lot(s)	<input checked="" type="checkbox"/>	12Feb20-Lot1	Feb 12 2020	EMA CBL Markets Settlements	0.8000	USD 189,905	<input type="text"/>
Total Quantity Selected							0

8. Complete the Retirement Info:
 - a. **Retirement sub-account**
 - b. **Beneficial owner/Transferee/Honoree** (who the retirement is for)
 - c. **Retirement reason**
 - d. All **email addresses** you want notifications sent to, separated by semicolons.
9. Select the check box if you want to make the retirement reason and details public.

10. Select **Submit Retirement Transaction** and then **CONFIRM**.

Retirement Info

Required fields are indicated by **Bold Text**

Retirement Sub-Account -Select One- [dropdown arrow]

Transferee/Honoree/Other [text box]

Retirement Reason -Select One- [dropdown arrow]

Retirement Reason Details [text box]

Email Notification [text box]

(0, max 200)
Separate addresses with a semicolon ";"



Make Account Name and Retirement Reason Details Public


Submit Retirement Transaction **Cancel**











Note: Retirement certificates can be generated by the Registry Administrator if needed.

Viewing Retired Positions

Under [Portfolio > Overview](#), the [Retired Positions](#) screen organizes and displays your retired positions by year, regime, retirement type, and quantity.

Your retired positions can be viewed in the aggregate or at the transaction level by clicking on the  and  icons.

All your retired positions can be exported to a .csv file by clicking on the  icon.

Retired Positions by Year										
										Quantity
2022										539,830
VCS Retirement for Person or Organization										339,902
Year	Regime	Retirement Type	Project Name	Instrument Type	Vintage	Sub-Account	Compliance	Retirement Date	Details	Quantity
2022	VCS	Retirement for Person or Organization	49.5 MW Wind Power Project by FFCEL in Pakistan	PROJECT_OFFSET	2013	Default		Apr 26 2022		56,798
2022	VCS	Retirement for Person or Organization	49.5 MW Wind Power Project by FFCEL in Pakistan	PROJECT_OFFSET	2014	Default		Apr 26 2022		84,635
2022	VCS	Retirement for Person or Organization	Fulton County Mud Road Landfill Carbon Offset Project	PROJECT_OFFSET	2020	Default		Apr 08 2022		104
2022	VCS	Retirement for Person or Organization	Salto Pilaõ Hydropower Plant Project Activity	PROJECT_OFFSET	2017	Default		Jan 24 2022		99
2022	VCS	Retirement for Person or Organization	Greater New Bedford LFG Utilization project	PROJECT_OFFSET	2020	Default		Aug 01 2022		8,265
2022	VCS	Retirement for Person or Organization	Hebei Haixing 49.5MW Wind Farm Project	PROJECT_OFFSET	2013	Default		Aug 29 2022		12
2022	VCS	Retirement for Person or Organization	THE HYUNDAI STEEL WASTE ENERGY COGENERATION PROJECT	PROJECT_OFFSET	2015	Default		Apr 26 2022		50,000
2022	VCS	Retirement for Person or Organization	Salto Pilaõ Hydropower Plant Project Activity	PROJECT_OFFSET	2017	Default		Apr 08 2022		409
2022	VCS	Retirement for Person or Organization	THE HYUNDAI STEEL WASTE ENERGY COGENERATION PROJECT	PROJECT_OFFSET	2015	Default		Apr 26 2022		50,000
2022	VCS	Retirement for Person or Organization	THE HYUNDAI STEEL WASTE ENERGY COGENERATION PROJECT	PROJECT_OFFSET	2015	Default		Apr 26 2022		50,000
<< first < prev 1 2 3 next > last >>										
+ VCS Other										6,097
+ VCS Environmental Benefit										340
+ CAR On Behalf of Third Party										138,086
+ CAR Environmental Benefit										50
+ CAR Other										18,539
+ ACR On Behalf of Third Party										36,424
+ ACR Other										392

Registries and Instruments Not Integrated to Xpansiv Connect

ACR (ERTs)

ACR Registry

DEPOSITING ERT UNITS FOR TRADING ON CBL MARKETS

For trading ERTs, please transfer units within the ACR Registry to EMA CBL Markets Settlement Account, 573.

Upon successful transfer of ERTs, CBL Market Operations will be notified of an incoming transfer. Market Operations will review the incoming units and facilitate deposit to Participant's holdings on the Platform, making them available to list.

Buying Participant must have the USD-BOFA account funded in advance of entering bids or lifting offers. Refer to [Entering Orders on CBL](#) for funding instructions.

TRADING

Bid and offer orders are initiated and managed on the CBL Market Platform.

WITHDRAWING UNITS FROM CBL MARKETS TO PARTICIPANT'S PRIMARY ACR ACCOUNT

Participants may submit requests to withdraw ERT holdings from CBL Market by emailing CBL Operations at operations@xpansiv.com. CBL Market Operations will facilitate the transfer to the ACR registry account provided in the participant application. Users submitting the withdrawal request must have Product Authority on record with CBL.

Puro Standard CO₂ Removal Certificates (CORCs)

Puro Registry

DEPOSITING CORC UNITS FOR TRADING ON CBL MARKETS

For trading CORCs, please transfer units within Puro Registry to participant's designated CBL Market Registry Account — this is a sub account of CBL's Platform Operator account with Puro Registry. Contact Client Service at clientservice@xpansiv.com if you need your account information.

Upon successful transfer of CORCs to participant's CBL Market Registry Account, CBL Market Operations will be notified of an incoming transfer. Market Operations will review the incoming units and facilitate deposit to participant's holdings on the Platform, making them available to list.

Buying Participant must have the USD-BOFA account funded in advance of entering bids or lifting offers. Refer to [Entering Orders on CBL](#) for funding instructions.

TRADING

Bid and offer orders are initiated and managed on the CBL Market Platform.

WITHDRAWING UNITS FROM CBL MARKETS TO PARTICIPANT'S PRIMARY PURO REGISTRY ACCOUNT

Participants may submit requests to withdraw CORC holdings from CBL Market by emailing CBL Operations at operations@xpansiv.com. CBL Market Operations will facilitate the transfer to the Puro Registry account provided in the participant application. Users submitting the withdrawal request must have Product Authority on record with CBL.

Global Emissions Offset CORSIA Compliance Phase 1 (GEO-CP1)

Approved Registries include Architecture for REDD+ Transactions (ART), Gold Standard, Verra, ACR, and Climate Action Reserve (CAR), in each case once eligible units become available for delivery. A sub-account in each CBL registry account is required to transact GEO-CP1 on CBL.¹

DEPOSITING GEO-CP1 ELIGIBLE UNITS FOR TRADING ON CBL MARKETS

Please transfer GEO-CP1 eligible Units to the respective Participant's designated GEO-CP1 Registry Sub Account in ART, Gold Standard, Verra, ACR, or CAR.

- ART: CBL Markets (USA) LLC
- Gold Standard: contact Client Service at clientservice@xpansiv.com for participant-specific Gold Standard registry sub-account
- Verra: CBL Markets General Settlement
- ACR: to be provided when eligible units are available
- CAR: to be provided when eligible units are available

Upon successful transfer of units to your GEO-CP1 Registry Sub-Account, CBL Market Operations will be notified of your incoming transfer. Market Operations will review the incoming units and facilitate deposit to your holdings on the Platform, making them available for you to list.

Buying Participant must have their USD-BOFA account funded in advance of entering bids or lifting offers. Refer to [Entering Orders on CBL](#) for funding instructions.

TRADING

Bid and offer orders are initiated and managed on the CBL Market Platform.

WITHDRAWING UNITS FROM CBL MARKETS TO YOUR PRIMARY REGISTRY ACCOUNT

Participants with primary registry accounts in the same name as the participant may submit requests to withdraw GEO-CP1 holdings from CBL Market by emailing CBL Operations at operations@xpansiv.com. CBL Operations will facilitate the transfer to your primary registry account(s). Users submitting the withdrawal request must have Product Authority on record with CBL.

Participants without primary registry accounts are able only to retire/cancel units or relist for sale on CBL. Retirement/cancellation instructions can be sent to CBL Operations at operations@xpansiv.com and must comply with the requirements in the CBL Operating Rules and set by the Market Operator.

¹ In accordance with Schedule 31 of CBL Operating Rules, Rule 2.(a) Market Operator waives the eligibility requirements of Market Rule 2.3 (a)(i) (requirement to be an account holder of a Registry Account) for Participants who wish to trade the Products.

California Cap and Trade

Compliance Instrument Tracking System Services (CITSS)

MIAX Futures Exchange, LLC (MIAX) has appointed CBL Markets as authorized account representative to manage day-to-day operation of their CITSS Registry Account to house participant allowances for the purpose of transacting on CBL Market.

DEPOSITING CALIFORNIA CARBON ALLOWANCES AND/OR OFFSET FOR TRADING ON CBL MARKETS

For trading in the California Cap-and-Trade Program, please transfer Units within CITSS to:

- Account Name: MIAX Futures Exchange, LLC
- Account Number: CA1943-2290
- Entity Reference Code: 71496513

Please **note** that **due to ARB Regulations**, all Units held in the MIAX ECHA will be returned to participants after the close of trading at the end of each week.

Upon successful transfer of CITSS units to MIAX ECHA, CBL Market Operations will be notified of your incoming transfer. Market Operations will review the incoming units and facilitate deposit to your holdings on the Platform, making them available for you to list.

Buying participant must have their USD-BOFA account funded in advance of entering bids or lifting offers. Refer to [Entering Orders on CBL](#) for funding instructions.

TRADING

Bid and offer orders are initiated and managed on the CBL Market Platform.

WITHDRAWING UNITS FROM CBL MARKET TO YOUR CITSS GENERAL ACCOUNT

Participants may submit requests to withdraw CCA/CCO holdings from CBL Market by emailing CBL Operations at operations@xpansiv.com. CBL Market Operations will facilitate the transfer to your CITSS account provided in your participant application. Users submitting the withdrawal request must have Product Authority on record with CBL.

Regional Greenhouse Gas Initiative (RGGI)

DEPOSITING RGGI ALLOWANCES FOR TRADING ON CBL MARKETS

For trading in the Regional Greenhouse Gas Initiative Program, please transfer Units within RGGI COATS to participant's designated CBL Market Registry Account. Contact Client Service at clientservice@xpansiv.com if you need your account information.

Upon successful transfer of RGGI units to your CBL Market Registry Account, CBL Market Operations will be notified of your incoming transfer. Market Operations will review the incoming units and facilitate deposit to your holdings on the Platform, making them available for you to list.

Buying participant must have their USD-BOFA account funded in advance of entering bids or lifting offers. Refer to [Entering Orders on CBL](#) for funding instructions.

TRADING

Bid and offer orders are initiated and managed on the CBL Market Platform.

WITHDRAWING UNITS FROM CBL MARKETS TO YOUR RGGI GENERAL ACCOUNT

Participants may submit requests to withdraw RGGI holdings from CBL Market by emailing CBL Operations at operations@xpansiv.com. CBL Market Operations will facilitate the transfer to your RGGI account provided in your Participant application. Users submitting the withdrawal request must have Product Authority on record with CBL.

Clean Air Markets Division Business System (CAMDBS)

DEPOSITING CAMD ALLOWANCES FOR TRADING ON CBL MARKETS

For trading in EPA Clean Air Markets Division, please transfer Units within CAMDBS to Participant's designated CBL Market Registry Account. Contact Client Service at clientservice@xpansiv.com if you need your account information.

Upon successful transfer of CAMD units to your CBL Market Registry Account, CBL Market Operations will be notified of your incoming transfer. Market Operations will review the incoming units and facilitate deposit to your holdings on the Platform, making them available for you to list.

Buying Participant must have their USD-BOFA account funded in advance of entering bids or lifting offers. Refer to [Entering Orders on CBL](#) for funding instructions.

TRADING

Bid and offer orders are initiated and managed on the CBL Market Platform.

WITHDRAWING UNITS FROM CBL MARKETS TO YOUR CAMD ACCOUNT

Participants may submit requests to withdraw CAMD holdings from CBL Market by emailing CBL Operations at operations@xpansiv.com. CBL Market Operations will facilitate the transfer to your CAMD account provided in your participant application. Users submitting the withdrawal request must have Product Authority on record with CBL.

Low Carbon Fuel Standard (LCFS)

LCFS Reporting Tool – Credit Bank and Transfer System (LRT-CBTS)

MIAX Futures Exchange, LLC (MIAX) has appointed CBL Markets as authorized account representative to manage day-to-day operation of their LRT-CBTS Registry Account to house participant units for the purpose of transacting on CBL Market.

DEPOSITING LCFS UNITS FOR TRADING ON CBL MARKETS

Please transfer Units within LRT-CBTS:

1. Select Transfer Type 3: Agreements for the sale of LCFS credits through any contract arranged through a clearing service provider.
2. Account Name: MIAX Futures Exchange, LLC
3. Click the Exchange Transfer box and leave price blank.

Please note that **due to ARB Regulations**, all Units held in the MIAX Holding Account will be returned to participants after the close of trading at the end of each week.

Upon successful transfer of LCFS units to MIAX Holding Account, CBL Market Operations will be notified of your incoming transfer. Market Operations will review the incoming units and facilitate deposit to your holdings on the Platform, making them available for you to list.

Buying Participant must have their USD-BOFA account funded in advance of entering bids or lifting offers. Refer to [Entering Orders on CBL](#) for funding instructions.

TRADING

Bid and offer orders are initiated and managed on the CBL Market Platform.

WITHDRAWING UNITS FROM CBL MARKET TO YOUR LRT-CBTS ACCOUNT

Participants may submit requests to withdraw LCFS holdings from CBL Market by emailing CBL Operations at operations@xpansiv.com. CBL Market Operations will facilitate the transfer to your LRT-CBTS account provided in your Participant application. Users submitting the withdrawal request must have Product Authority on record with CBL.

Australian Carbon Credit Units (ACCU)

Australian National Registry of Emissions Units (ANREU)

DEPOSITING GENERIC ACCU AND ACCU-HIR FOR TRADING ON CBL MARKETS

For trading Australian Carbon Credit Units, please transfer Units within ANREU to participant's designated CBL Market Holdings Account. Contact Client Service at clientservice@xpansiv.com if you need your account information.

Upon successful transfer of ACCUs to your CBL Market Holdings Account, CBL Market Operations will be notified of your incoming transfer. Market Operations will review the incoming units and facilitate deposit to your holdings on the Platform, making them available for you to list.

Buying Participant must have their AUD-REC account funded in advance of entering bids or lifting offers. Please **transfer AUD** to the following account in **Westpac Banking Corporation**:

- Account Name: CBL Markets (Australia) Pty Ltd
- Account Number: contact CBL Operations at operations@xpansiv.com
- BSB (Routing): 034215
- SWIFT: WPACAU2S
- Bank Name: Westpac
- Bank Address: Level 31, 275 Kent Street, Sydney NSW, 2000 Australia

TRADING

Bid and offer orders are initiated and managed on the CBL Market Platform.

WITHDRAWING UNITS FROM CBL MARKETS TO YOUR ANREU ACCOUNT

Participants may submit requests to withdraw ACCU holdings from CBL Market by emailing CBL Operations at operations@xpansiv.com. CBL Market Operations will facilitate the transfer to your ANREU account provided in your participant application. Users submitting the withdrawal request must have Product Authority on record with CBL.

PART 3:

Reported Transactions

Reporting a Trade

Both counterparties must be active CBL Participants with the relevant product(s) set up to transact on CBL (i.e., active registry account linked, instrument available to participant to transact, trader identified, buyer in-funds, seller in-product, etc.)

Appropriate party submits **Order Ticket** to **CBL Market Operations** (operations@xpansiv.com) using the following template.

All information is required to facilitate reported transactions. If a field is not applicable, please fill in “n/a.” For example, “LCFS does not require Project ID or Vintage.”

- Seller Firm/Trader’s CBL Username²:
- Buyer Firm/Trader’s CBL Username:
- Broker (if applicable):
- Market (Voluntary, SIP, Compliance):
- Instrument (e.g., VCS, ERT, NGEN, NJSR, MASR2, etc.):
- Project ID (if applicable):
- Vintage:
- Quantity:
- List Price:

Questions about reported trades?

Commercial: exchange@xpansiv.com

Market Operations: operations@xpansiv.com

Phone: +1-833-972-6677

² For both Buyer and Seller Firm, individual accepting the trade on CBL must have an active CBL user with Trader authority enabled.

Reporting a Trade: Voluntary

VCS, CAR, GS, COU, IREC: Seller deposits specified units to CBL Market with priority 1 (ONE). All other VCM deposits in the same project and vintage, if any, must be priority 2 or higher to ensure delivery of the negotiated project, vintage, and quantity. Refer to [Depositing Voluntary Carbon \(VCM\) to CBL](#) for details on depositing and withdrawing VCM units.

ACR: Seller [transfers](#) units within the ACR Registry to EMA CBL Markets Settlement Account, 573; **CBL Market Operations** will accept the incoming units and deposit to the respective seller's Participant account on the Market.

CORC: Seller [transfers](#) product to participant's designated CBL Market Registry Account in Puro; **CBL Market Operations** will accept the incoming units and deposit to the respective seller's participant account on the Market.

ACCUR: Seller [transfers](#) product to participant's designated CBL Market Holdings Account in ANREU; **CBL Market Operations** will accept the incoming units and deposit to the respective seller's participant account on the Market.

Buyer must be in-funds, inclusive of CBL fees, in the Participant Market Bank Account (USD-BOFA) to accept their side of the order. Refer to [Entering Orders on CBL](#) for **funding instructions**.

For ACCUR, **buyer** must fund their AUD-REC account. Refer to [Australian Carbon Credit Units \(ACCU\)](#) for bank funding instructions.

CBL Market Operations will book the Reported Transaction to CBL and notify the respective counterparties when ready to accept.

1. Log in to CBL Markets and select **Voluntary Market** workspace, then select **Trade**.
2. Select the **Reports** tab at bottom of the screen.
3. Right click the **Status**. A pop-up will appear where you can either **Confirm** or **Reject** the trade.

Ticker	Tag	Vintage	Quantity	Price	Status	Expiry	Val	Created	Updated
Voluntary.VCSR-VCUR	2478.2019.USD-VCM	2019	20,000	5.00	Waiting for counterparty	Day	USD-VCM 100,000.00	Today 18:41:38	Today 18:41:38
Voluntary.VCSR-VCUR	2478.2019.USD-VCM	2019	20,000	5.00	Pending	Day	USD-VCM 100,000.00	Today 18:41:38	Today 18:41:38

The screenshot shows a context menu for the 'Pending' status of the second trade report. The menu options are: Confirm (with a checkmark icon), Reject (with a crossed-out circle icon), Value, Copy (with a document icon), and Quick Filter (with a funnel icon).

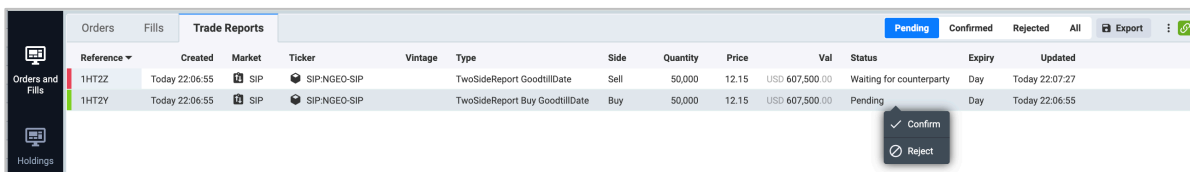
Reporting a Trade: SIP

Seller deposits SIP eligible product to CBL Market with priority 1 (ONE). All other SIP deposits in the same instrument must be priority 2 or higher to ensure delivery of the negotiated project, vintage, and quantity. Refer to [Depositing SIP to CBL](#) for details on depositing and withdrawing SIP units.

Buyer must be in-funds, inclusive of CBL fees, in the participant Market Bank Account (USD-BOFA) to accept their side of the order. Refer to [Entering Orders on CBL](#) for funding instructions.

CBL Market Operations will book the Reported Transaction to CBL and notify the respective counterparties when ready to accept.

1. Log in to CBL Markets and select **SIP** workspace.
2. Select the **Trade Reports** tab at bottom of the screen.
3. Right click the **Status** a pop up will appear where you can either **Confirm** or **Reject** the trade.



Reference	Created	Market	Ticker	Vintage	Type	Side	Quantity	Price	Val	Status	Expiry	Updated
1HT2Z	Today 22:06:55	SIP	SIP-NGEO-SIP		TwoSideReport GoodfillDate	Sell	50,000	12.15	USD 607,500.00	Waiting for counterparty	Day	Today 22:07:27
1HT2Y	Today 22:06:55	SIP	SIP-NGEO-SIP		TwoSideReport Buy GoodfillDate	Buy	50,000	12.15	USD 607,500.00	Pending	Day	Today 22:06:55

The screenshot shows the 'Trade Reports' tab in the CBL Markets interface. A table lists two trade reports. The second report, with reference '1HT2Y', has a status of 'Pending'. A context menu is open over the 'Status' cell, showing 'Confirm' and 'Reject' options.

Reporting a Trade: Compliance

Seller encumbers or deposits the negotiated units to CBL Market

- US RECS: [deposit](#) to CBL Market via Xpansiv Connect
- [RGGI](#), [CAMD](#): transfer product to Participant CBL Registry Account
- [CITSS](#), [LCFS](#): transfer product to **MIAX holding account**
- If needed, **CBL Market Operations** will accept the incoming units and deposit to the respective seller's account on the Market.

Buyer must be in-funds, inclusive of CBL fees, in the participant Market Bank Account (USD-BOFA) to accept their side of the order. Refer to [Entering Orders on CBL](#) for funding instructions.

CBL Market Operations will book the Reported Transaction to CBL and notify the respective counterparties when ready to accept.

1. Log in to CBL Markets and select the **Compliance Market** workspace.
2. Select the **Trade Reports** tab at bottom of the screen.
3. Right click the **Status** a pop up will appear where you can either **Confirm** or **Reject** the trade.



Orders	Fills	Trade Reports											Pending	Confirmed
Reference	Created	Market	Ticker	Vintage	Type	Side	Quantity	Price	Status	Val	Expiry	Updated		
1HT3L	Today 20:22:11	Compliance	Compliance:PJM-DCSRV22		TwoSideReport GoodwillDate	Sell	2,250	370.00	Waiting for counterparty	USD 832,500.00	Day	Today 20:25:24		
1HT3K	Today 20:22:11	Compliance	Compliance:PJM-DCSRV22		TwoSideReport Buy GoodwillDate	Buy	2,250	370.00	Pending	USD 832,500.00	Day	Today 20:22:11		

A context menu is open over the 'Pending' status of the second row, showing two options: 'Confirm' (with a checkmark icon) and 'Reject' (with a close icon).

PART 4:

Post-Trade Execution

Trade Report Notification

Upon matching on CBL Market, the trader user that executed will receive a trade report notification email.

Sample trade report email:



SAMPLE CONFIRM ONLY

Dear [Participant User],

TRADE ALERT: SALE

Account Name:	Trade Capital USA, Inc
CBL Membership No:	321123
Transaction No:	XXXX9
Date/Time:	2026-05-12 08:05:01 (UTC)
Trade Type:	ONMARKET
Product:	VCU
Vintage:	2019
Standard:	VCS
Project Type:	AFOLU
Region/Country:	Asia/Indonesia
Volume Traded:	1,000
Unit Price:	USD (BOFA) \$6.05
Subtotal:	USD (BOFA) \$6,050.00
Fee:	USD (BOFA) \$50.00
Fee Tax:	USD (BOFA) \$0.00
Total:	USD (BOFA) \$6,000.00

An additional email address can be added to receive trade report notifications. A participant can provide CBL with a group distribution email address to add. This way, the participant controls who receives these reports.

These requests can be submitted to **CBL Market Operations** (operations@xpansiv.com) or **Client Service** (clientservice@xpansiv.com).

Purchased Holdings

Voluntary

- VCS, CAR, ACR, GS, COU, IREC buyers retain deposits on CBL
It is recommended that the buyer prioritize these holdings in Xpansiv Connect if the user plans to list them; they are otherwise last in the delivery priority order.
- Participant can withdraw VCM holdings from CBL within Xpansiv Connect by referring to Voluntary /SIP Exchange Holdings inventory and initiating a withdrawal of product. Once selected, the product is returned to the Xpansiv Connect portfolio within 1-2 minutes.

Refer to [Withdrawing Voluntary Carbon \(VCM\) from CBL](#) for details on withdrawing VCM units.

ACR

- Purchased holdings remain on the Market available in buying Participant's inventory.
- If Participant wishes to withdraw holdings, email CBL Market Operations (operations@xpansiv.com). The individual requesting withdrawal must be listed on the CBL Authorized Persons form with product access.
- CBL Market Operations enters holdings withdrawal on CBL Market Platform and initiates transfer in the registry to the Participant's primary account.

CORCs

- The trading day for CORCs ends at 23:59:59 UTC and new trading day starts with the date roll-over at 00:00:00 UTC. This is relevant for the once-a-day settlement transfer process.
- If Participant ends the trading day as a net seller, CBL Market Operations facilitates transfer of units to the buying Participant's CBL Market Registry Account. Settlement transfers begin (T+1) at 08:00 ET Monday-Friday. *Note: the product and cash move at time of transaction on the CBL Platform.

SIP

- SIP buyers retain deposits on CBL.

It is recommended buyer prioritize these holdings in Xpansiv Connect in the event they plan to list them; they are otherwise last in the delivery priority order.

- Participant can withdraw SIP holdings from CBL within Xpansiv Connect by referring to their SIP Deposit inventory and initiating a withdrawal of product; once selected, the product is returned to the Xpansiv Connect portfolio within 1-2 minutes.

Refer to [Withdrawing SIP Deposits from CBL Platform](#) for details on withdrawing SIP units.

GEO-CP1

- GEO-CP1 trading day ends at 23:59:59 UTC, and a new trading day starts with the date roll-over at 00:00:00 UTC. This is relevant for the once-a-day settlement transfer process.
- If participant ends the trading day as a net seller, CBL Market Operations facilitates transfer of units to the buying participant's GEO-CP1 Registry Sub-Account. Settlement transfers begin (T+1) at 09:00 UK Local Time Monday-Friday.

Note: The product and cash move at transaction time on the CBL Platform.

US RECs

- Buyers retain deposits on CBL.
- Participant can withdraw REC holdings from CBL within Xpansiv Connect by referring to Compliance Deposit inventory and initiating a withdrawal of product; once selected, the product is returned to the Xpansiv Connect portfolio within 1-2 minutes. Refer to [Withdrawing US RECs](#) for details on withdrawing RECs.

RGGI and CAMD

- Purchased holdings remain on the Market available in buying participant's inventory.
- If participant wishes to withdraw holdings, email **CBL Market Operations** (operations@xpansiv.com). The individual requesting withdrawal must be listed on the CBL Authorized Persons form with product access.
- CBL Market Operations enters holdings withdrawal on CBL Market Platform and initiates transfer in the registry to the Participant's primary account.

CITSS and LRT-CBTS

- Participant may request withdrawal of purchased or unsold holdings by emailing **CBL Market Operations** (operations@xpansiv.com). The individual requesting withdrawal must be listed on the CBL Authorized Persons form with product access.
- CBL Market Operations enters holdings withdrawal on CBL Market Platform and initiates transfer in the registry back to the participant's primary account.
- Unless otherwise requested sooner, CBL Market Operations will automatically return all units to Participants at end of the week.

ANREU ACCU

- CBL Market Operations team will facilitate settlement transfers:
 - **Settlement Window #1:** 14:00 to 15:00 AEPT the same business day as Market Open – all trades that occur on the market between 10:00 AEPT (Market Open) and 13:59:59 AEPT will be physically settled during this settlement window. Product and Cash withdrawal requests associated with trades that have occurred before this window will be processed.
 - **Settlement Window #2:** 09:00 to 10:00 AEPT the following business day – all trades that occur on the market between 14:00 to 17:00 AEPT the business day prior will be physically settled during this settlement window before market open of the next trading day. Product and Cash withdraw requests associated with trades that have occurred before this window will be processed.
 - **ACCU Prioritization:** If a participant would like to prioritize the ACCUs they want delivered during a settlement window, the participant must submit an ACCU Prioritization spreadsheet within 10 minutes of the start of the settlement window for the prioritization to occur. An ACCU Prioritization spreadsheet can be requested from operations@xpansiv.com
If an ACCU Prioritization spreadsheet is not received, the CBL Markets Operations Team will use the following **Delivery Methodology** – in order of priority.
Vintage > Oldest First
Quantity > Largest Size First: largest batch quantities will be first out.
- ACCU **seller** can request withdrawal of AUD proceeds by contacting CBL Operations at operations@xpansiv.com. The individual requesting withdrawal must be listed on the CBL Authorized Persons form with cash authority.

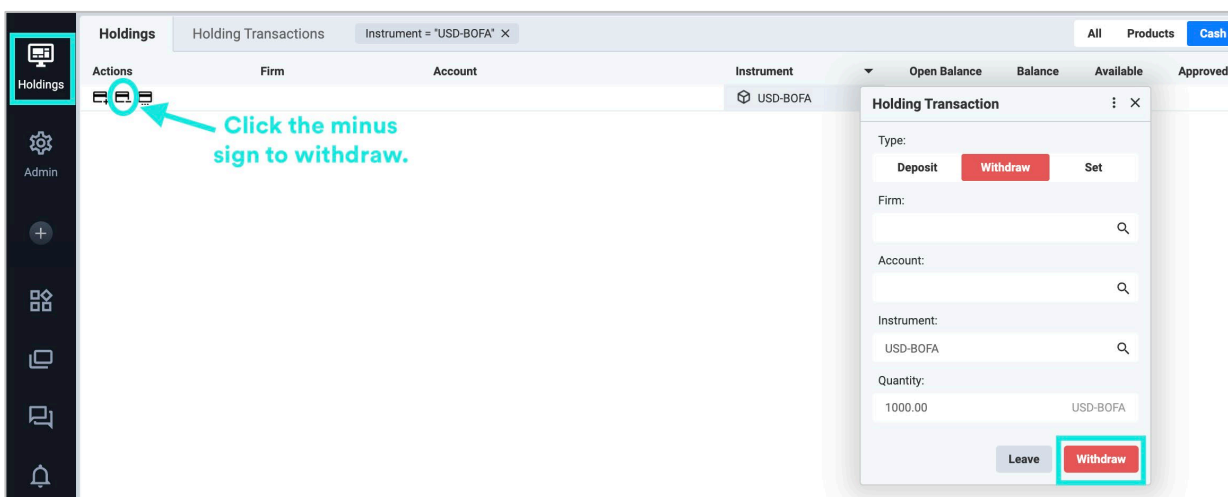
Settlement of Funds

A CBL User with cash manager authority can initiate funds withdrawal directly on CBL Platform. External bank instructions require verbal confirmation prior to the first withdrawal being processed. This is performed as part of the on-boarding process and again if the instructions are changed or updated.

It is recommended that these users first review and verify the external bank instructions on CBL Platform by going to [Admin > Bank Accounts](#). See details for [External Account Provider > DEST](#).

Bank Account Name	Bank Account Number	Routing Number	Routing Number Scheme	Alt Routing Number	Alt Routing Number Scheme	Bank Name	External Account Provider	City
FBO Testfirm1	XXXXXXXX1	111000012	ACH	026009593	Wire	Bank of America N.A.	BOFA	New York
TestFirm 1 Bank Account Name	XXXXXXXX3	0000011111	Wire	1111112222	ACH	Bank Name	DEST	New York

1. Go to [Holdings > Holdings](#). Click the minus (“-“) sign icon on the left to bring up the Holding Transaction window.
2. Enter the desired dollar amount (USD) in the [Quantity](#) field. When ready, click [Withdraw](#). Withdrawals are automated. Once entered on CBL, the [Status](#) on the [Holding Transactions](#) screen will indicate “Processing.” It will immediately be sent to BofA for processing and cannot be cancelled.



Funds Withdrawals will be processed to your nominated external bank account within 24-48 hours upon request.

If you need additional assistance, please contact **CBL Market Operations** at operations@xpansiv.com or 833-972-6677, ext. 2.

Training Opportunities

To schedule a training session for CBL, please contact:

- **Commercial:** exchange@xpansiv.com
- **Market Operations:** operations@xpansiv.com
- **Xpansiv Connect Operations:** support@xpansiv.com
- **Phone:** +1-833-972-6677

